

FANATEC

GT

WORLD CHALLENGE
EUROPE

POWERED BY
aws

TEAM MANAGER & DRIVER BRIEFING

FANATEC GT WORLD CHALLENGE EUROPE POWERED BY AWS

MONZA

20-22 SEPTEMBER 2024



FEATURING



FANATEC
GT2
EUROPEAN
SERIES
POWERED BY
PIRELLI



GT4
POWERED BY
PIRELLI
RAFA



MCLAREN
TROPHY

INFORMATION & TICKETING

WWW.MONZANET.IT



QUESTIONS FOR THE EVENT

- Any questions, please send an email to
- Didi CAZZAGO: didi.cazzago@ext.sro-motorsports.com
- Copy to Jacquie GROOM : Jacquie.groom@sro-motorsports.com
-
- Answer will be to all, via the sporting mailing list

BULLETIN #2 FROM THE STEWARDS

- 3 mandatory pit stops
- 1 pit stop with no driver change
- Maximum Driving Stint 50 minutes
- Extended Driving Stint 55 minutes
- Minimum driving time per driver 45 minutes

GRIP

- New internal communication system for official documents
- Will replace the paper documents
- All teams will receive a Mail from sro_sportinggt3@sro.griprm.com with the document.

Posting time will be when you clic on the link

GRIP



Dear Team Manager, you received a document from the Stewards of the Meeting. Please click on the button "see document" to open and acknowledge it.

[SEE DOCUMENT](#)

If the link does not work, please copy this <https://app.grupoerre.pt:2058/api/pdf/sign-doc-entrant-by-email?entrantId=65cae0de77566feb187163b48&documentId=6645df56b15eb12f00fd01c3> and past it on your web browser.

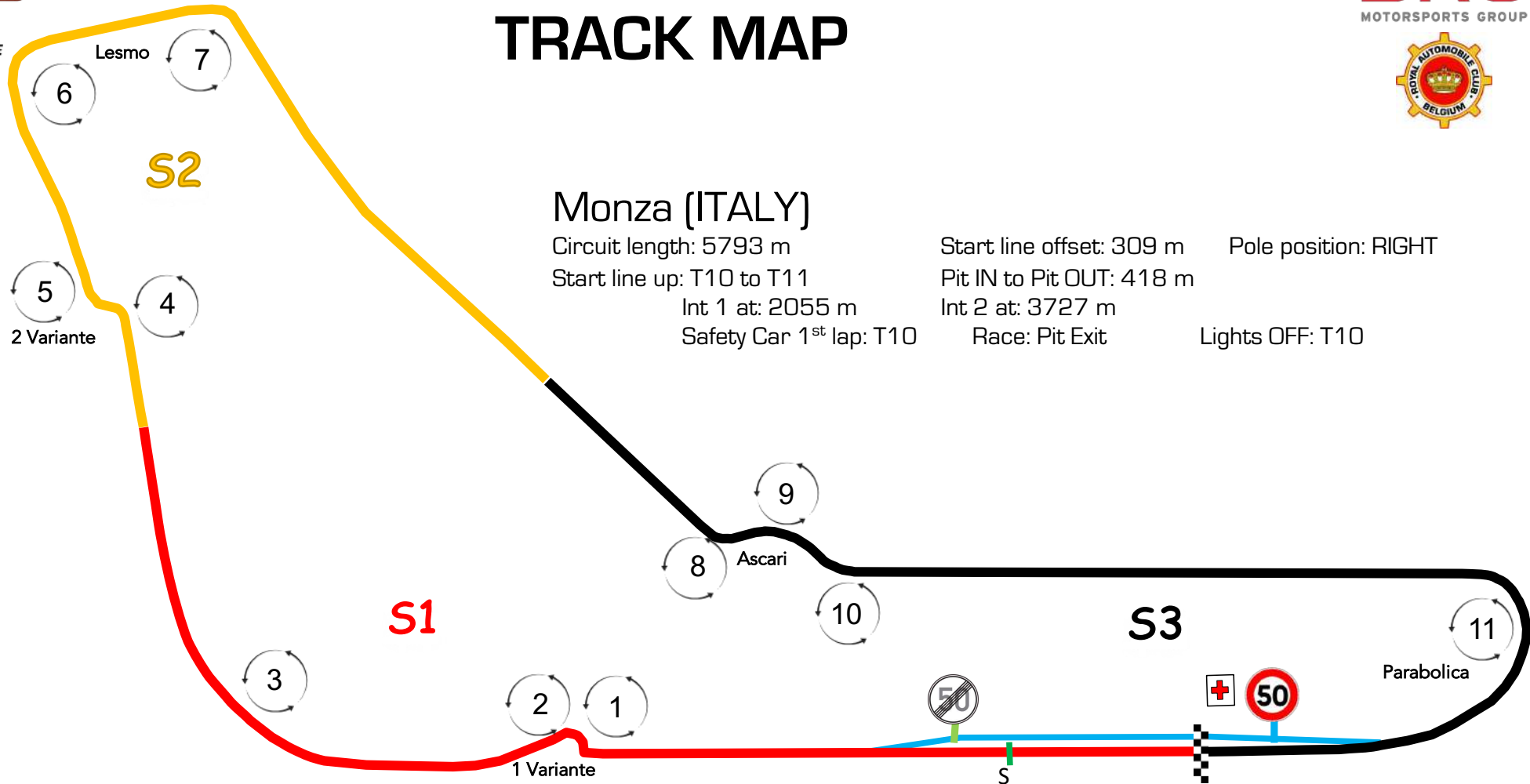
© 2024 SRO Motorsports Group. All Rights Reserved. - gripr.com

RACE DIRECTOR RADIO



- Race Control frequency : Race Control 7: 468.1875
- TEST 10 to 15 minutes before the session
- Answer Car # + "ok" on the team messaging on the 1st test of the day
- For a test or an issue contact the Pit Lane manager – Ghislain

TRACK MAP




CONTROL & FINISH LINE



SIGNALING AREA




DRIVE
THROUGH



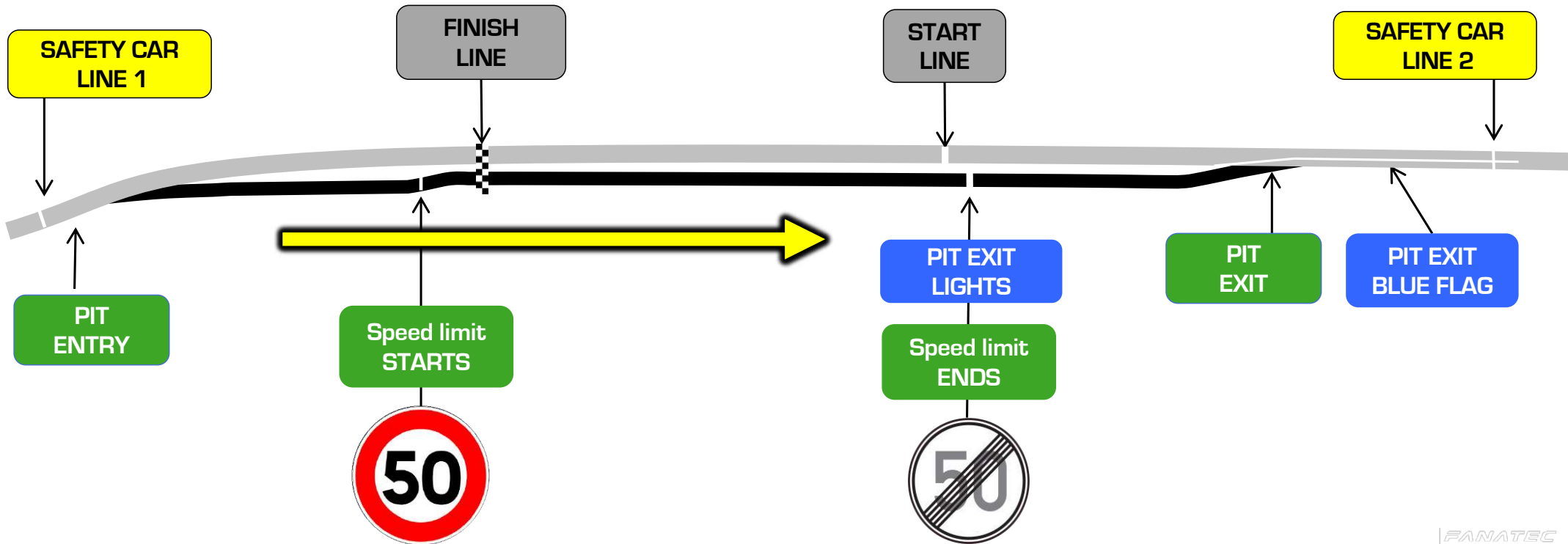
SIGNALING AREA



START & RED LINE



PIT LANE



PIT ENTRY



PIT ENTRY



SPEED LIMIT STARTS



PIT LANE



FAST LANE OPEN

- Max 6' before session.
- FAST LANE OPEN
- On the timing monitors and RD radio
- Cars allowed to Pit Exit
- Not for the race
- In case of Red flag Stop in front of your Pit – No cars in the fast lane

START OF ALL SESSIONS 45°

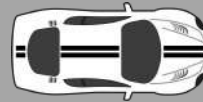
FAST LANE

WORKING LANE

GARAGES



PIT STOP AND RACE





DRIVER ID



CHANGE THE DRIVER ID IN THE PIT LANE
IF THE DRIVER CHANGES!

LET RACE CONTROL KNOW VIA THE APP IN CASE OF PROBLEM



SPEED LIMIT ENDS



PIT EXIT LINE



PIT EXIT LINE



APEX TURN 1



APEX TURN 2



SHORT CUT T1 - T2



T4 KEEP RIGHT OF THE YELLOW LINE



Tc 10 March 21
512:10:22 01/09/2024

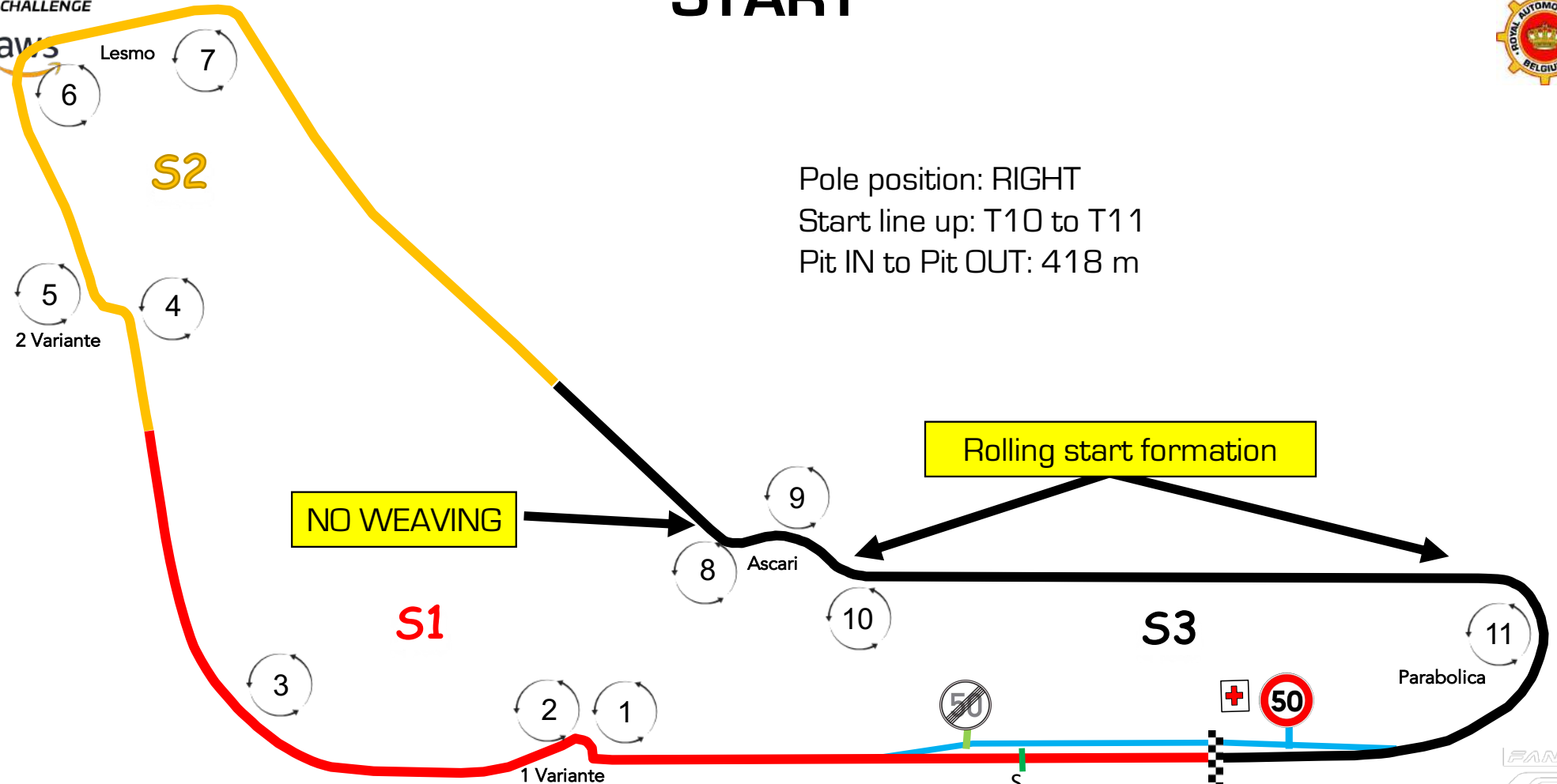
TC10/Tc10





START

Pole position: RIGHT
Start line up: T10 to T11
Pit IN to Pit OUT: 418 m




START




LC slow down to 50 Km/Hr in turn 11
Exit T11 leader increase his speed up to 110 KPH

START




START



START

Red lights remains ON



Yellow flag @ all MP

Pole man - tempo




NO START BEFORE



FULL COURSE YELLOW

FCY




Countdown on the IN CAR MARSHALLING SYSTEM, has priority on the flags

- At 10 sec Yellow Flags & lights – No overtaking
- At 0 sec Yellow flags & FCY lights all cars at 80 KPH, NO weaving (zig zag)
- In case of short FCY - RESTART on short notice – GREEN



OR

SC



SAFETY CAR (SC)

- The SC will come on track during the FCY without lights.
- SC gets the leader. If necessary it will overtake cars.
- No weaving, to avoid contact while the SC is overtaking

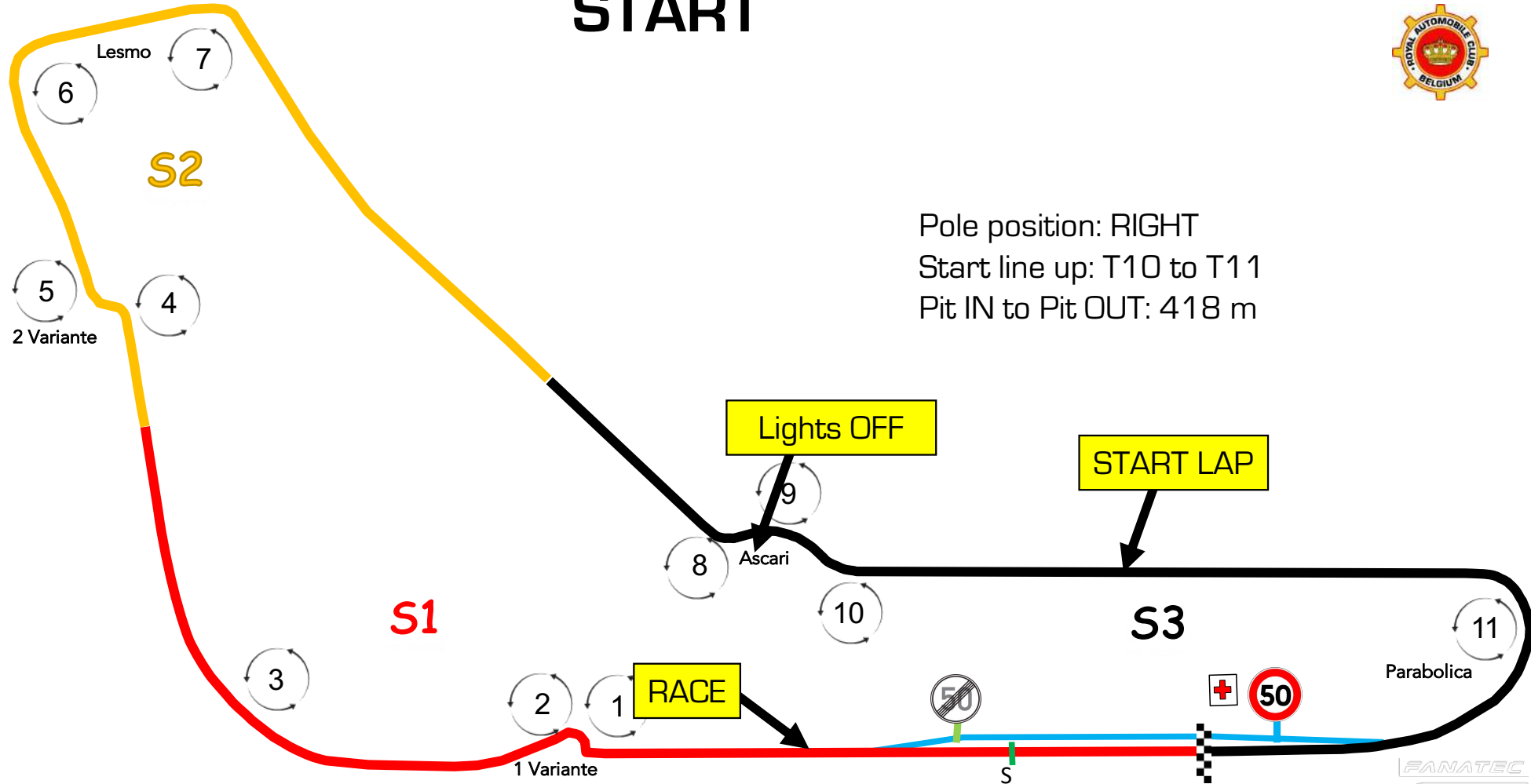
“SC procedure”  

- the SC will turn on its lights, all marshal posts will swap the FCY boards to SC
- All cars, in single file, must increase their speed to catch up the group

End of procedure: “SC in this lap” - “SC lights off” all signalling removed

“Green” –no overtaking prior to pass the line

START



Pole position: RIGHT
 Start line up: T10 to T11
 Pit IN to Pit OUT: 418 m

PIT EXIT LIGHTS DURING SC

Pit exit light remain **GREEN**

When the SC will pass the **START** LINE, the pit exit light will turn **RED**

When last car in the group behind SC passes pit exit, the light will turn **GREEN** again



RED FLAG PROCEDURE

PIT EXIT CLOSED

NO OVERTAKING - Slow down to 80 KPH – drive to pit lane

Clock will only stop during the Qualifying Sessions – RF lap time cancelled

Race: line up red line (start line) or follow the SC

Parc-Fermé conditions - on the grid teams and officials ONLY

Restart behind SC

If you enter the pits after the red flag: restart one lap later



BLUE FLAG

- At ALL TIMES: displayed to a driver leaving the pits if traffic is approaching on the track.
- During PRACTICE: a faster car is close behind you and is about to overtake you.
- During the RACE: shown to a car about to be lapped, the driver concerned must allow the following car to pass at the earliest opportunity.

Race control can send a blue flag directly to your car on the in car marshalling system, this may incur a penalty

OPENINGS FOR CARS

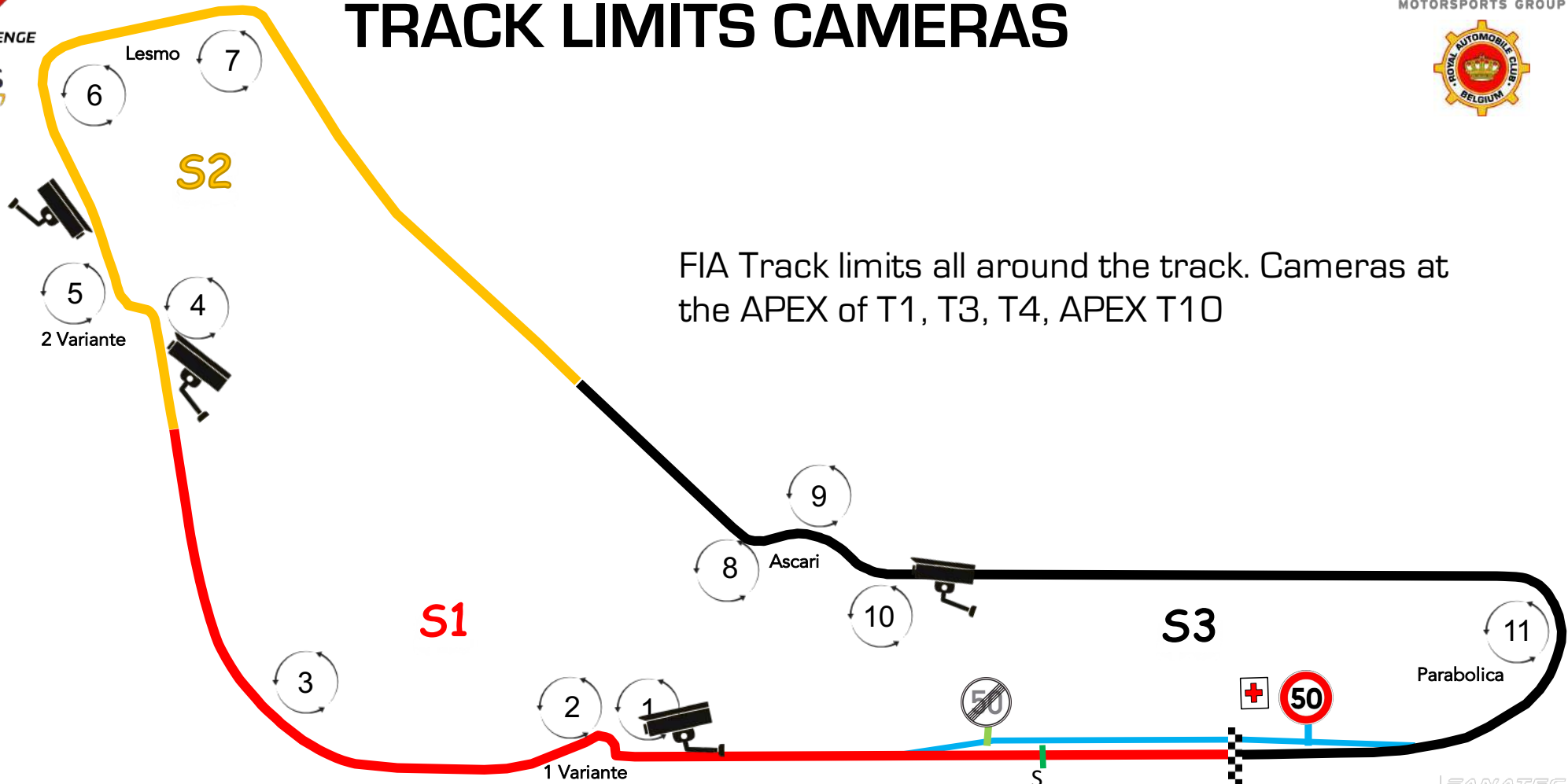


BLOWER



GPS
The blowers will be visible
on the tracking
Will be deployed during
FCY procedures TC1 –
TC2

TRACK LIMITS CAMERAS



FIA Track limits all around the track. Cameras at the APEX of T1, T3, T4, APEX T10

TRACK LIMITS PENALTIES

FP : drivers will be warned and stopped, if necessary, lap times can be deleted.

Pre-qualifying and Qualifying: each infringement the lap time will be deleted.

Race:
3 first time - warning on the timing monitors,
4th time - warning flag (on the monitors).
5th time - final warning on the radio, At the
6th time - 30 seconds time penalty. Drive through after 12
infringements and reported to the stewards after 18.

FANATEC



ROWE
MOTOR OIL



SRO
MOTORSPORTS GROUP

FANATEC



WORLD CHALLENGE
EUROPE

POWERED
BY **aws**

*HAVE A GOOD
WEEKEND AND A
GREAT RACE !*

