

FANATEC




WORLD CHALLENGE
EUROPE

POWERED BY **aws**

TEAM MANAGER & DRIVER
BRIEFING
MISANO 2023

NEW LIGHT PANELS (DO NOT REPLACE THE FLAGS)



QUALIFYING SESSIONS

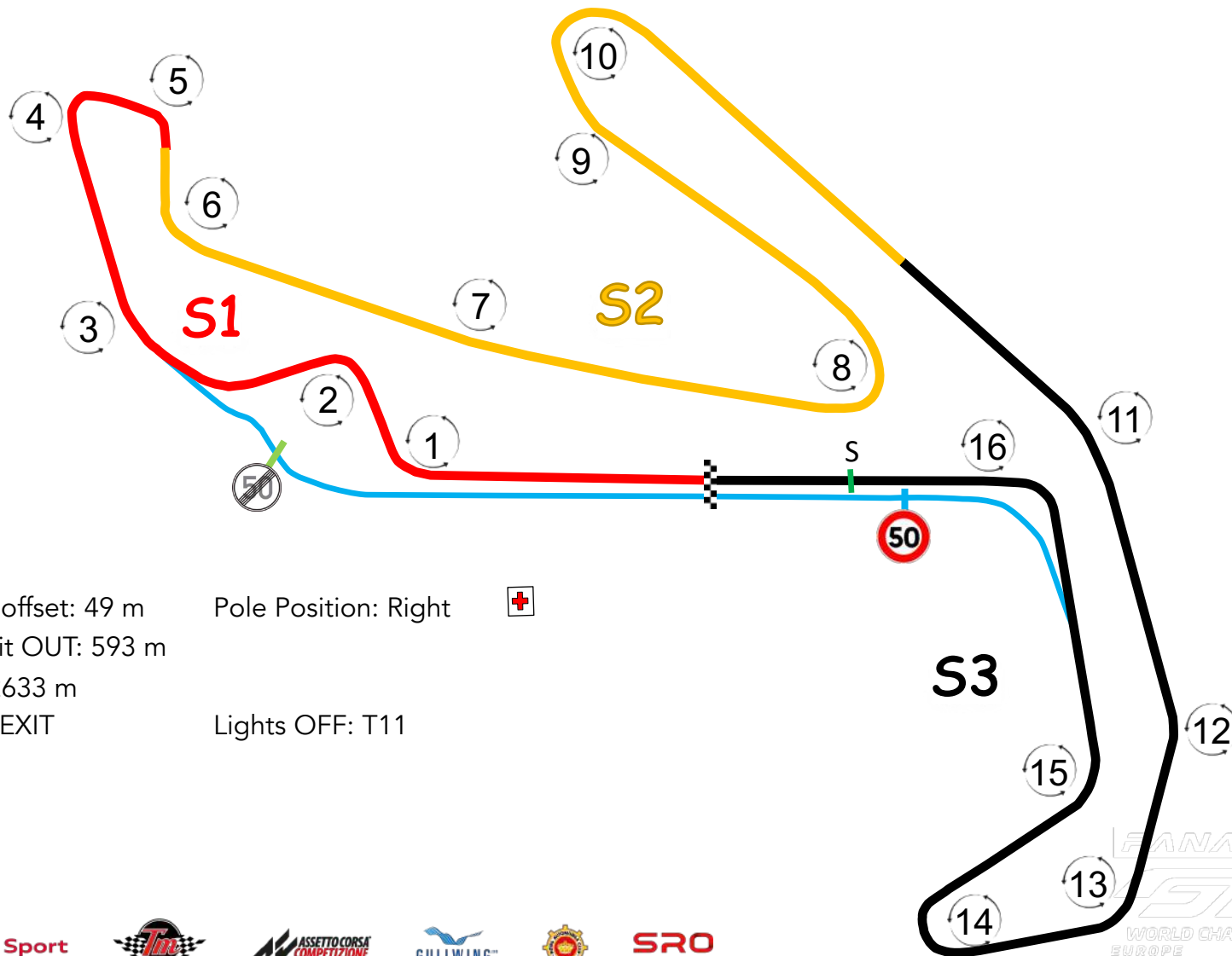
- Split in QA for PRO and GOLD CUP and QB for SILVER and BRONZE CUP
- Qualifying 1: 10' Q1A / 2' / 10' Q1B
- Qualifying 2: 10' Q2B / 2' / 10' Q2A

RACE DIRECTOR RADIO

- Race Control frequency : Race Control 7 – 468.1875
- TEST 10 to 15 minutes before each session
- First session of the day answer "ok" + car # on the team messaging
- For a test or an issue contact the Pit Lane manager – Ghislain VERRIEST



MISANO (ITALY)



Misano ITALY (long)

Circuit length: 4226 m

Start line up: T14 to 16

Int 1 at: 988 m

Safety Car 1st lap: T15

Start line offset: 49 m

Pit IN – Pit OUT: 593 m

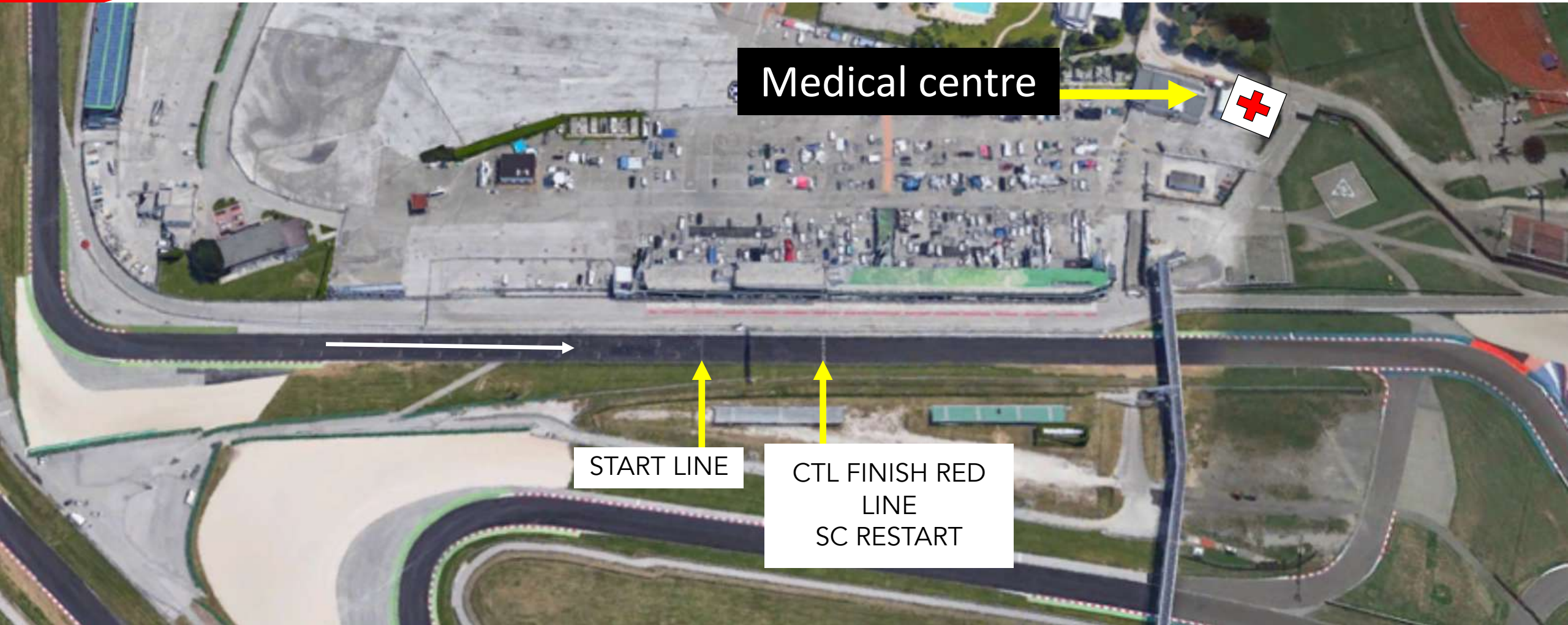
Int 2 at: 2633 m

Race: Pit EXIT

Pole Position: Right



Lights OFF: T11



Medical centre




START LINE

CTL FINISH RED LINE
SC RESTART


START LINE



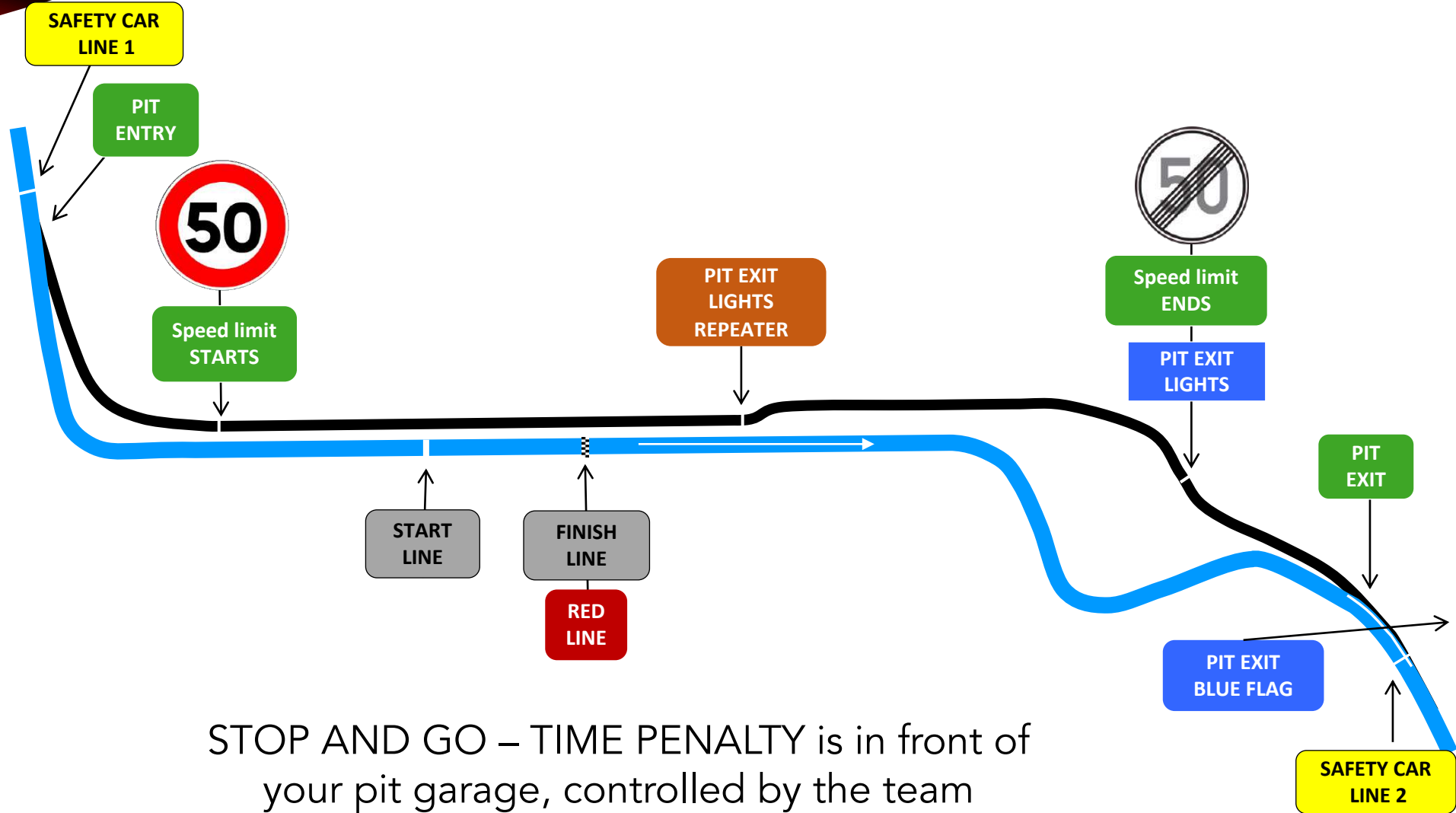
SIGNALLING AREA



CONTROL, FINISH AND RED LINE




PIT LANE




STOP AND GO – TIME PENALTY is in front of your pit garage, controlled by the team

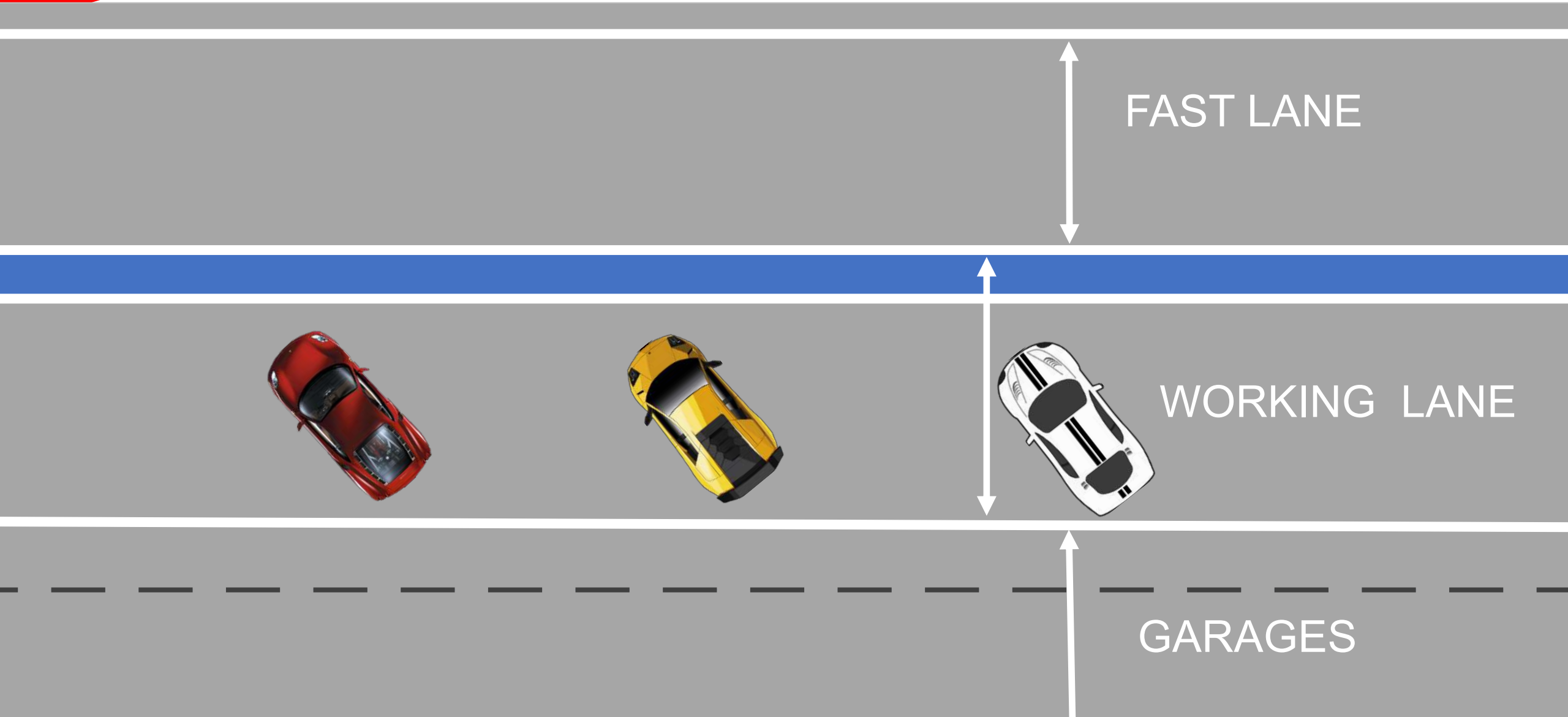
PIT ENTRY



SPEED LIMIT STARTS



START OF SESSION – 45°

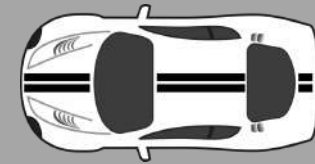



FAST LANE

WORKING LANE

GARAGES

PIT STOP & RACES



ART 20.6 MIN PIT STOP BRONZE CUP

Minimum time = 77 seconds

Pit lane 593m (42") + wheel change (30") + stop & go + jacks (5")

TBC - Bulletin from the stewards

Min Drive through time 42 seconds - Speed in the pit lane 50 Km/Hr

PIT LANE LIGHTS REPEATER



SPEED LIMIT ENDS




BLUE FLAG TURN 3



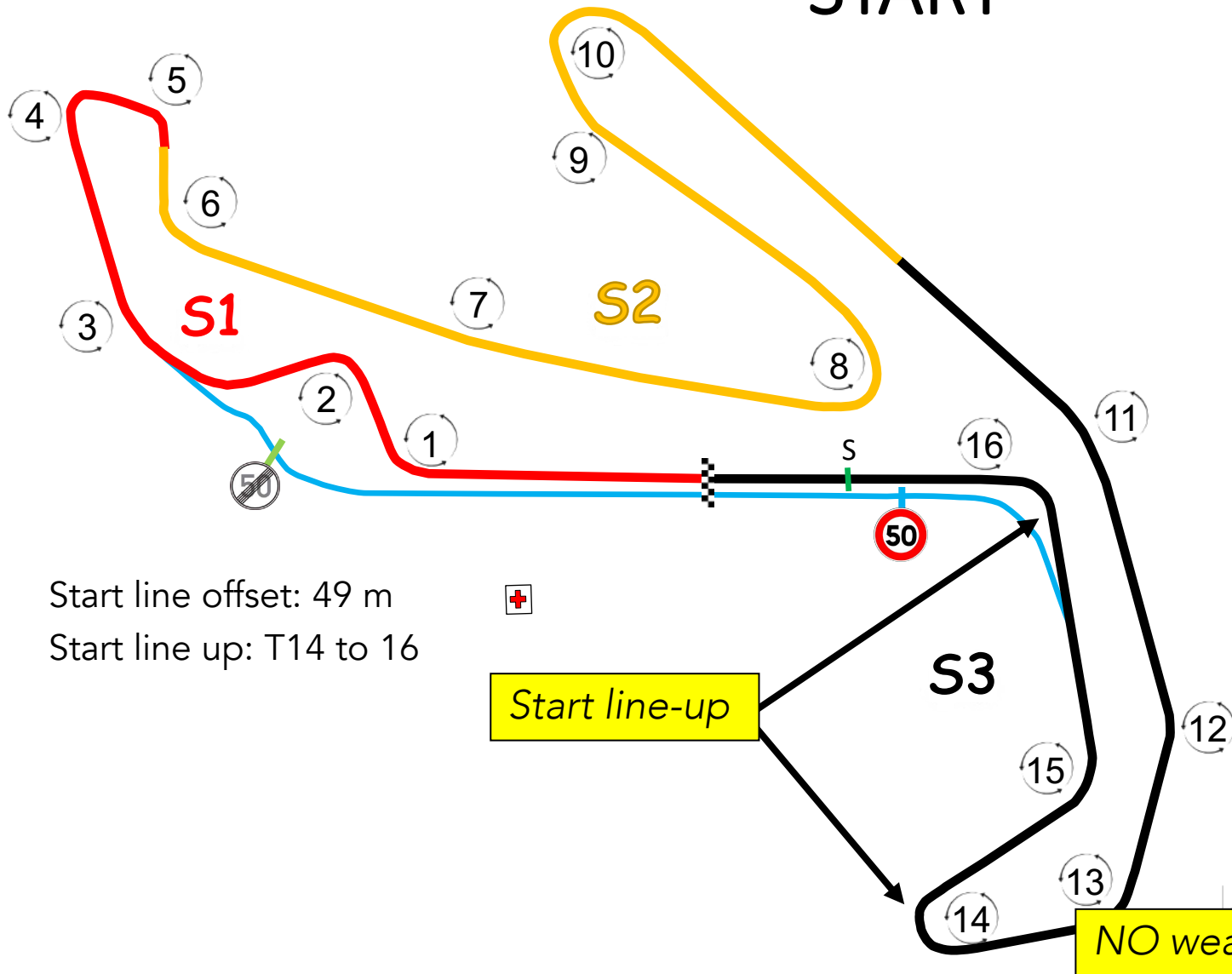
PIT EXIT LINE



ESCAPE ROAD TURN 1



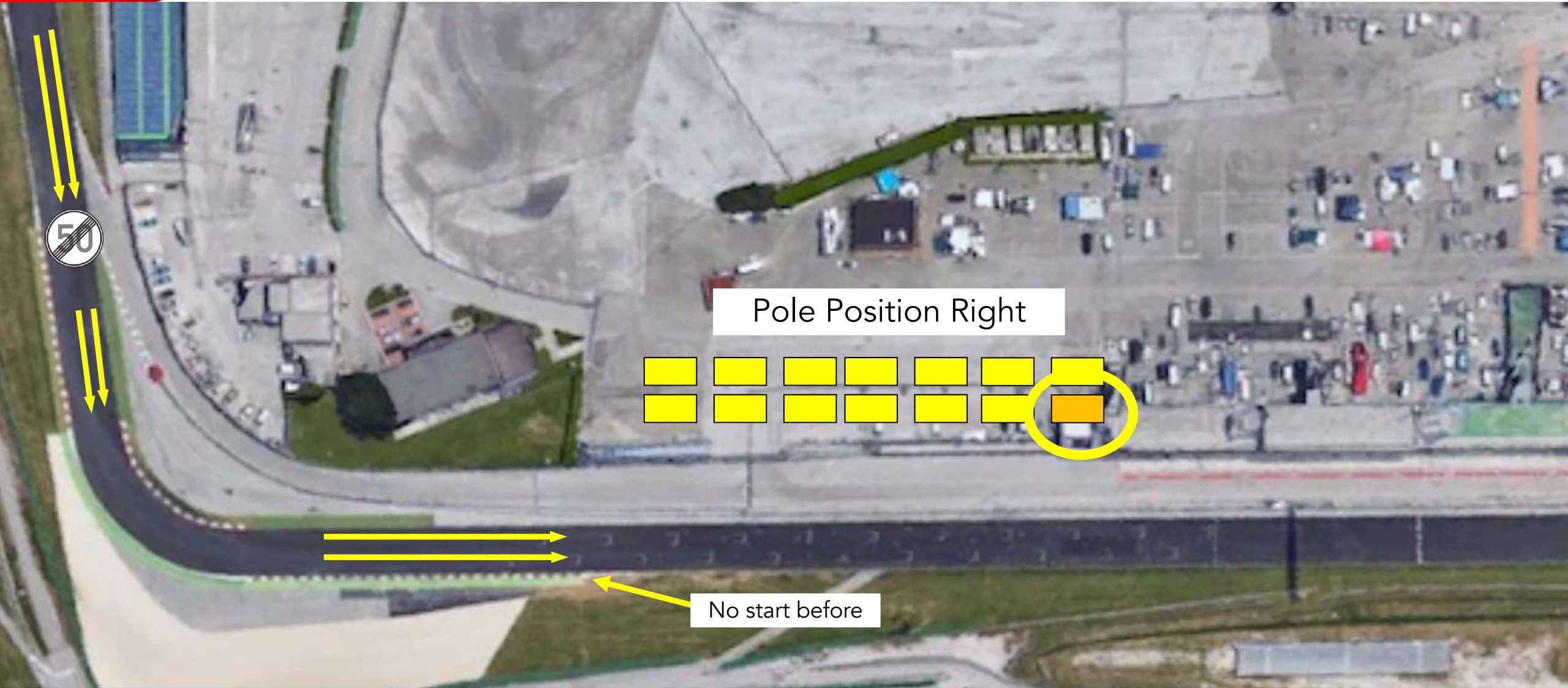
START



Circuit length: 4226 m
Pole Position: Right
Pit IN – Pit OUT: 593 m

Start line offset: 49 m
Start line up: T14 to 16

START LINE UP




Pole Position Right



No start before

START



No start before

START



START






Red lights remains ON

Yellow flag @ all MP

Pole man - tempo

FULL COURSE YELLOW

FCY




- Speed 80 Km/Hr – NO weaving (Zig Zag)
- FCY followed by SC except during the three 1st laps where it will be directly SC
- SC gets the leader during the FCY
- Countdown 20 seconds – marshalling system has priority
 - At 10 sec boards & lights – No overtaking
 - At 0 sec yellow flags & all cars at 80 Km/Hr
 - RESTART on short notice 5, 4, 3, 2, 1 – GREEN



OR


SC



SAFETY CAR

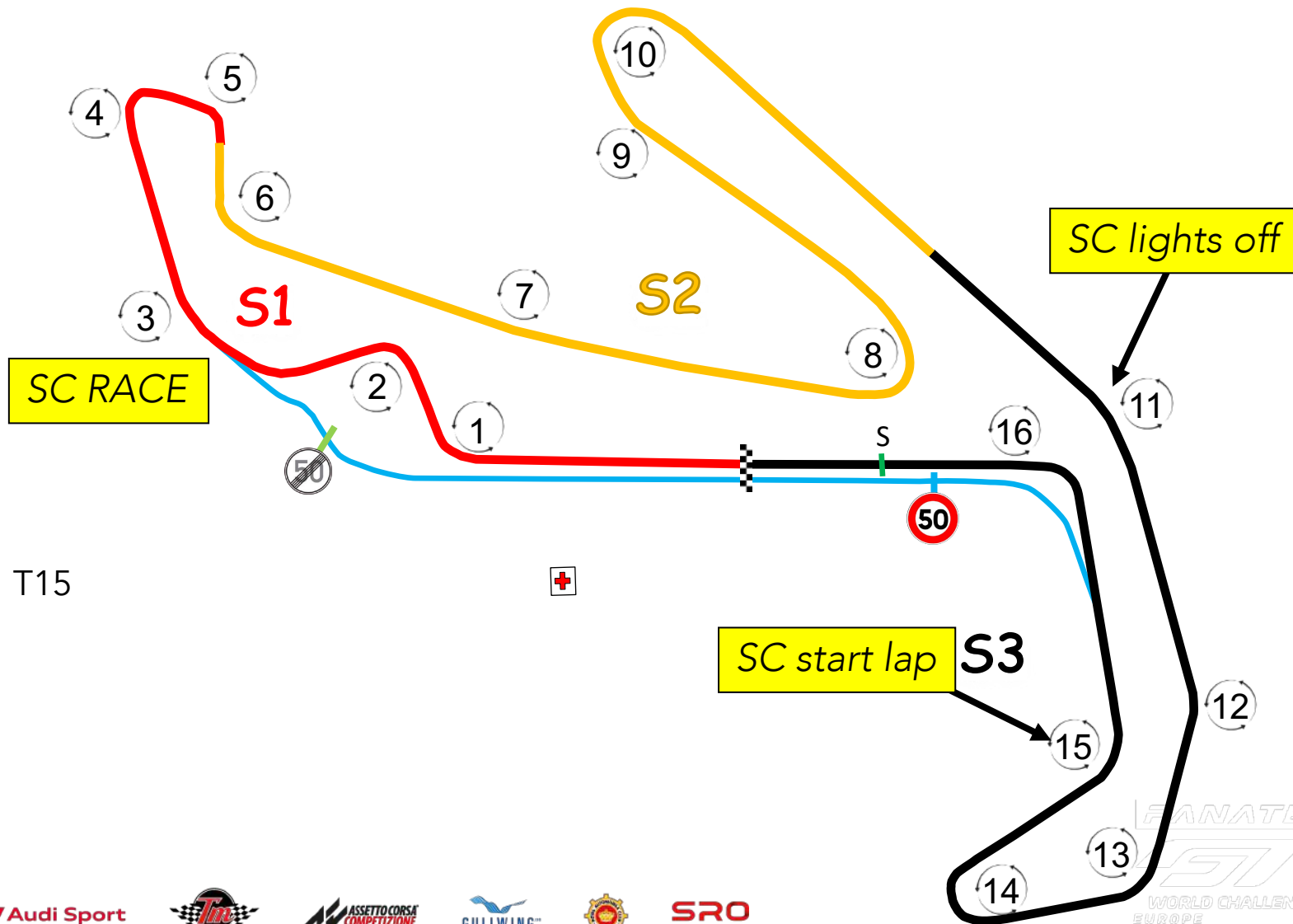
- The SC will come on track during the FCY **without lights**.
- SC gets the leader. If necessary it will overtake cars.
- No weaving, to avoid contact while the SC is overtaking

- “SC procedure”



- the SC will turn on its lights, all marshal posts will swap the FCY boards to SC
- All cars, in single file, must increase their speed to catch up the group
- End of procedure: “SC in this lap”
“SC lights off” – all signalling removed
“Green” –no overtaking prior to pass the line

SAFETY CAR



Safety Car 1st lap: T15
 Race: Pit EXIT
 Lights OFF: T11

PIT EXIT LIGHTS DURING SC

In case of “Wave-By” pit ENTRY will be closed until “WAVE-BY COMPLETED”

Pit exit light remain **GREEN**

When the SC will pass the **FINISH** LINE, the pit exit light will turn **RED**

When last car in the group behind SC passes pit exit, the light will turn **GREEN** again



RED FLAG PROCEDURE

Slow down to 80 Km/Hr - NO overtaking – drive to pit lane to your pit

Free practices: Clock will NOT stop

Qualifying: Clock WILL stop - lap time cancelled

Race outside pit window: Clock WILL stop - line up red line or follow the SC

Order as when the red flag was declared

Parc-Fermé conditions - on the grid: teams and officials ONLY

Restart behind SC

If you enter the pits after the red flag: restart one lap later



RED FLAG PROCEDURE

During the pit window:

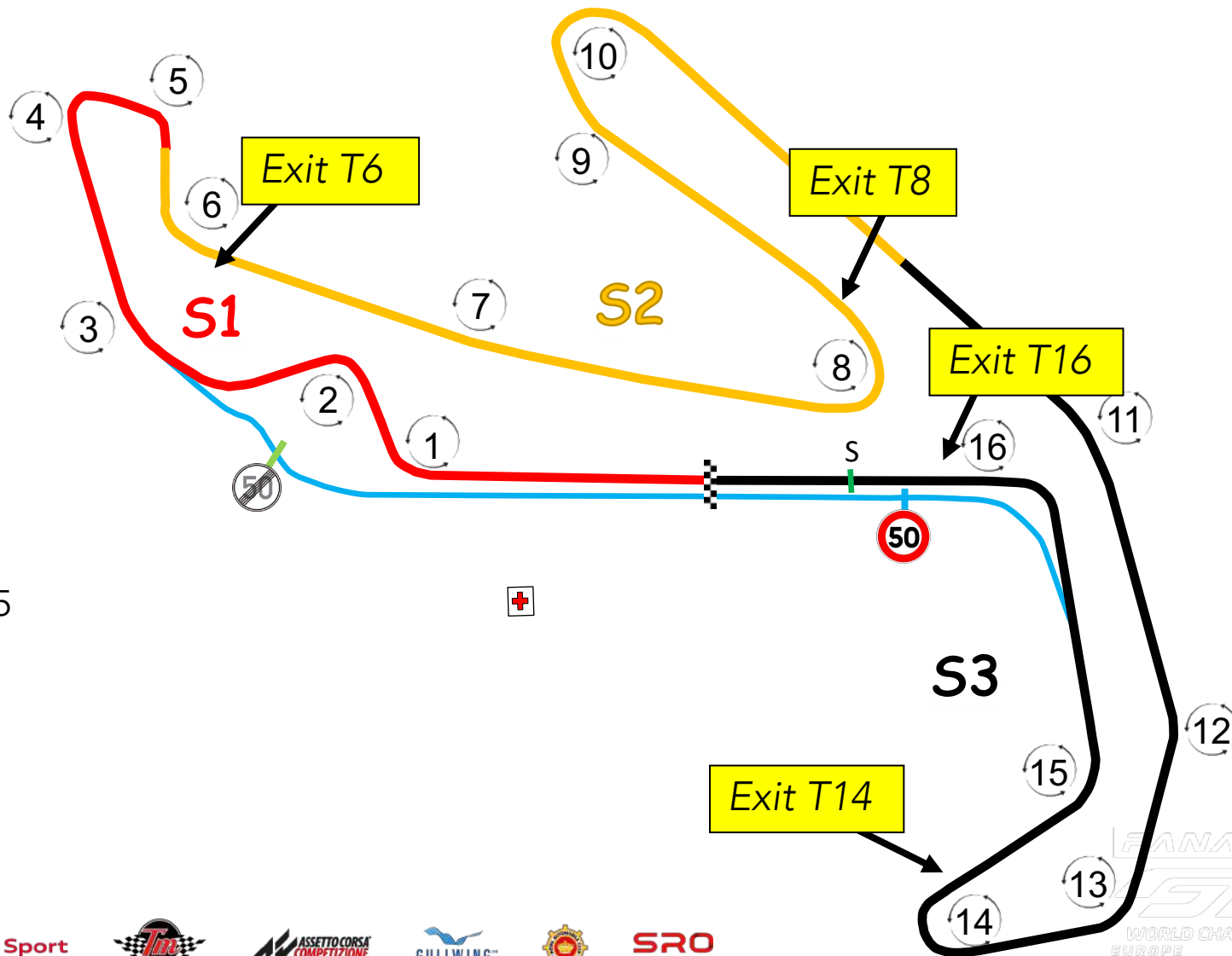
- Cars back to the pit - Parc-Fermé conditions
- pit stop permitted, when done or if already done before RF: parc-fermé
- Marshals will call the cars to line up in the order at the line of the last full lap before the opening of the pit window



BLUE FLAG

- At ALL TIMES: displayed to a driver leaving the pits if traffic is approaching on the track.
- During PRACTICE: a faster car is close behind you and is about to overtake you.
- During the RACE: shown to a car about to be lapped, the driver concerned must allow the following car to pass at the earliest opportunity.

TL CAMERAS



Safety Car 1st lap: T15

Race: Pit EXIT

Lights OFF: T11

FIA Rule all around the circuit

1. FP: drivers will be warned and stopped, if necessary, lap times can be deleted.
2. Qualifying: lap time of the driver deleted.
3. Race: 1st time warning on the timing monitors,
2nd time warning flag.
3rd time final warning on the radio, At the
4th time the stewards can impose a penalty.

One change of line is permitted to protect the position
During Q – All cars at racing speed on the racing line

FANATEC



WORLD CHALLENGE

EUROPE

POWERED BY **aws**



HAVE A GOOD WEEKEND
AND A GREAT RACE!