



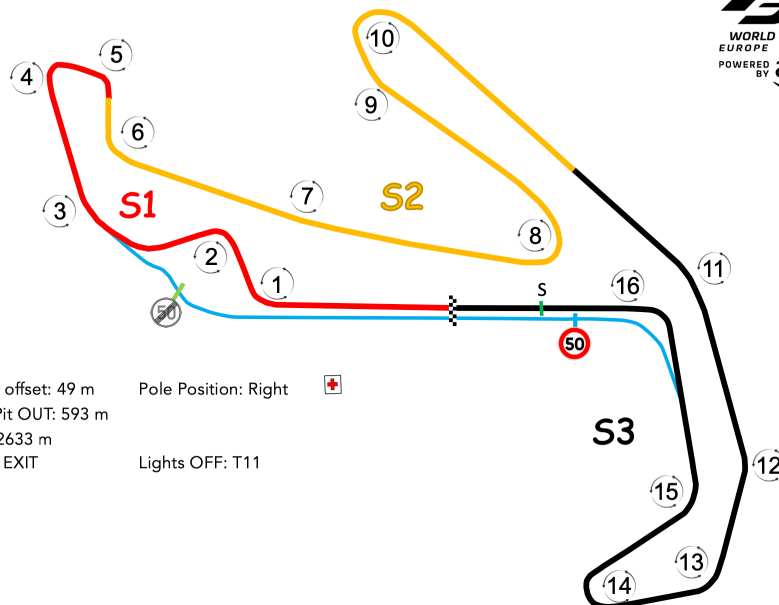
Team Manager & driver briefing

1. EVENT SPECIFIC DATA

- 1.1 Do not cross the white line exiting the pit lane. A waved blue flag RHS at pit exit warns drivers leaving the pits of others cars approaching on the track and a waved blue flag at Turn 3 (LHS of the track) announces cars leaving the pit lane.
- 1.2 Signalling: at the start line on the left-hand side. The chequered flag and the green flag at the end of the SC procedure will be shown at the finish line.
- 1.3 The light at the end of the pit lane (under the gantry) is a repeater of the pit exit lights.
- 1.4 Track limits: FIA rule all around the circuit.
- 1.5 Safe positions are marked in ORANGE.
- 1.6 Race director radio: RACE CONTROL 7 – 468.1875. Radio Check 10 to 15 minutes before each session, all teams to answer OK + Car # on the first session of the day on the team messaging App. In case of issue contact the Pit Lane manager.
- 1.7 Art 20.6 Minimum pit stop time Bronze: 77 seconds – 1 joker second once – TBC by a stewards bulletin
- 1.8 Each qualifying session will be split in two parts of 10 minutes:
 - 1.8.1 Qualifying 1: A (Pro & Gold Cup) / 2minutes / B (Silver & Bronze Cup)
 - 1.8.2 Qualifying 2: B (Silver & Bronze Cup) / 2 minutes / A (Pro & Gold Cup)

Misano ITALY (long)

Circuit length: 4226 m	Start line offset: 49 m	Pole Position: Right	+
Start line up: T14 to 16	Pit IN – Pit OUT: 593 m		
Int 1 at: 988 m	Int 2 at: 2633 m		
Safety Car 1 st lap: T15	Race: Pit EXIT	Lights OFF: T11	



2. GENERAL INFO

- 2.1 Pit Lane: 50 Km/Hr.
- 2.2 Penalty Box: In front of your pit garage controlled by the team.
- 2.3 Notice board: "<https://www.gt-world-challenge-europe.com>"- Calendar, select MISANO- Click on "Notice Board"
- 2.4 To receive (Add or remove addresses) the official documents by Mail, contact Murielle the secretary in charge of communications on sporting@sro-motorsports.com
- 2.5 Team messaging App will be used to send Summons, Request forms, incident reports (forms available on the team section), decisions and other urgent information. During the sessions - only "everybody" messages. The "incident reports" can be used only if you are directly involved. If you are not directly involved you have to enter an official protest to the stewards.
- 2.6 FCY & SC procedure including the green signal at the end of the procedure: priority on the in-car marshalling system.
- 2.7 Pit Gantry cameras must be ON during each Pit Stop during Q & race, the images may NOT be examined by the teams during the sessions.
- 2.8 "FAST LANE OPEN" signal may be given from five minutes before the start of the session to allow cars to line up at pit Exit. In case of red flag stop, in front of your pit garage not in the fast lane.
- 2.9 No cars in pit lane during the other session, if a move is required contact the pit lane manager

- 2.10 Nobody in front of the car or standing behind the panels - use lollipops.
- 2.11 CAR POSITION: Beginning of each session 45° nose in direction of pit exit, race and pit stop, practice in parallel.
- 2.12 RD CONTACT: by mail on alain@sro-motorsports.com. On the “messaging App”, everybody messages ONLY.
- 2.13 For insurance reports please send me a Mail with the following information: Car number - Team official name – Session - date / time of the incident - location - Driver – Incident.

3. FULL COURSE YELLOW (FCY) & SAFETY CAR (SC)

- 3.1 The FCY can be used during all sessions. The instruction FCY will be given on the Team Radio with a countdown on the screens: « FCY in 20 seconds, 10 seconds (BOARDS), 5, 4, 3, 2, 1, FCY. The marshalling system provide the official information to the driver.
- 3.2 The FCY boards (not the flags) will be presented at the 10 seconds signal - overtaking is forbidden.
- 3.3 At zero, boards and waved yellow flags will be shown at all marshal posts and all cars must be at a constant speed of 80 km/h. Overtaking is forbidden and cars must proceed in single file. The board and flag will also be shown at the Line and at pit EXIT. If appropriate, double waved yellow flags will be displayed at the post prior to the incident. The pit lane entry and exit will remain open.
- 3.4 In the case of a short FCY, before to end the procedure the information « Restart on short notice » will be given on team radio. After a countdown on the team radio, the information “Green flag” will be given on the monitors and on the radio. FCY board will be removed and green flags will be shown at all marshal posts. It will also be shown at the Line and at pit EXIT.
- 3.5 An FCY period might be declared before the SC is deployed, except if the SC is deployed during the 3 first laps. The SC will enter the track during the FCY procedure to catch the leader. If necessary, it will overtake cars or will use a green light to signal to any cars between it and the race leader that they should pass. When the SC will be in front of the Leader it will turn on its lights and the SC boards will replace the FCY. The cars must form up in line behind the SC no more than five car lengths apart, and overtaking is forbidden until the cars pass the Line after the SC has returned to the pits.
- 3.6 During the SC procedure Pit Exit remain GREEN. When the SC will pass the START Line pit exit will be closed (RED lights). When the last car of the group behind the SC will pass pit exit it will be GREEN again.

4. TRACK LIMITS:

Remain in between the two white lines. Two wheels outside the track limits is permitted. During the race, if you gain a position or any advantage by cutting give it back as soon as possible. Any car, which is suspected of gaining any sort of advantage from doing so, will be penalized. Cameras will be installed exit turn 6, 8, 14 and 16.

- 4.1 During the free practice the drivers will be warned and stopped, if necessary, lap times can be deleted.
- 4.2 During pre-qualifying and qualifying the lap time will be deleted.
- 4.3 During the race, if you gain a position or any advantage by cutting give it back as soon as possible. Any car, which is suspected of gaining any sort of advantage from doing so, will be penalized.
- 4.4 The team will be warned on the timing monitors, the 2nd time the car will get a warning flag on the monitors. After a final warning, At the 4th time the stewards can impose a penalty.

5. RACE:

- 5.1 During formation lap NO weaving from T13. Start line up after T14. At the end of the formation lap, at T16, cars must be properly lined-up and tightly grouped for the rolling start. The leading car will reduce the speed to 50 KPH before pit entry and will enter the pit lane. When the LC will leave the track, the leader will be in charge of the speed, exit turn 16 he will slowly increase his speed to a maximum of 110 KPH. You are to line up on the white grid lines. If the car is outside the line, it will be considered as a jump-start. Drivers are not allowed to race before they see the green light.
- 5.2 If there is a problem during the formation lap, the leading car will remain in front of the cars and the red lights will remain ON. Yellow waved flags will be shown all around the circuit. In case the problem happens after the leading has left the track, the pole man will be in charge of the speed. The start will be declared at the end of the first formation lap.



Alain ADAM
Race Director