



FANATEC

FANATEC

FANATEC

FANATEC

CROWDSTRIKE

CROWDSTRIKE

CROWDSTRIKE

CROWDSTRIKE

aws

elf

CROWDSTRIKE

46  
elf  
CROWDSTRIKE

elf

CROWDSTRIKE

elf

# STARTING CEREMONY

CROWDSTRIKE 24 Hours of SPA



Dress Uniform



29 JUNE - 2 JULY 2023

# DRIVERS AND MECHANICS MUST WEAR THEIR RACING SUITS WITH ALL MANDATORY PATCHES



# Starting Procedure

**15:30**

**VIP GRID WALK OPEN**

**15:40**

**PIT LANE OPEN**

**ONE LAP – STRAIGHT TO GRID. NO  
INSTALLATION LAPS POSSIBLE. ANY CAR  
RETURNING TO THE PITS WILL START FROM  
THE PIT LANE.**

**15:50**

**PIT LANE CLOSED**



# Cars Positioning

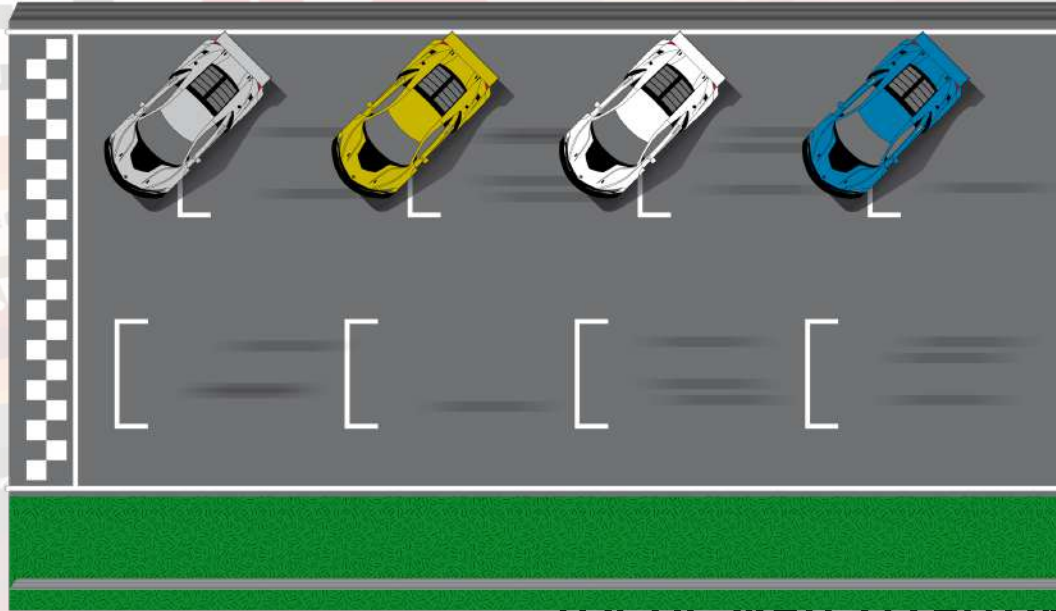


29 JUNE - 2 JULY 2023  
**15:55**

**ALL CARS PARKED AT 45 DEGREES**  
**REAR CLOSE TO THE PIT WALL**  
**CHECK YOUR POSITION WITH YOUR CAR**  
**NUMBER ON THE PIT WALL**




# Car Positioning



USE OF SKATES IS ALLOWED TO MANOEUVRE THE CARS



# Crew Positioning



**16:00**

## **DRIVERS & CREW START ALIGNMENT**

**VIP AND GUESTS WILL BE PLACED  
ON THE GRASS OPPOSITE TO THE  
CARS.**

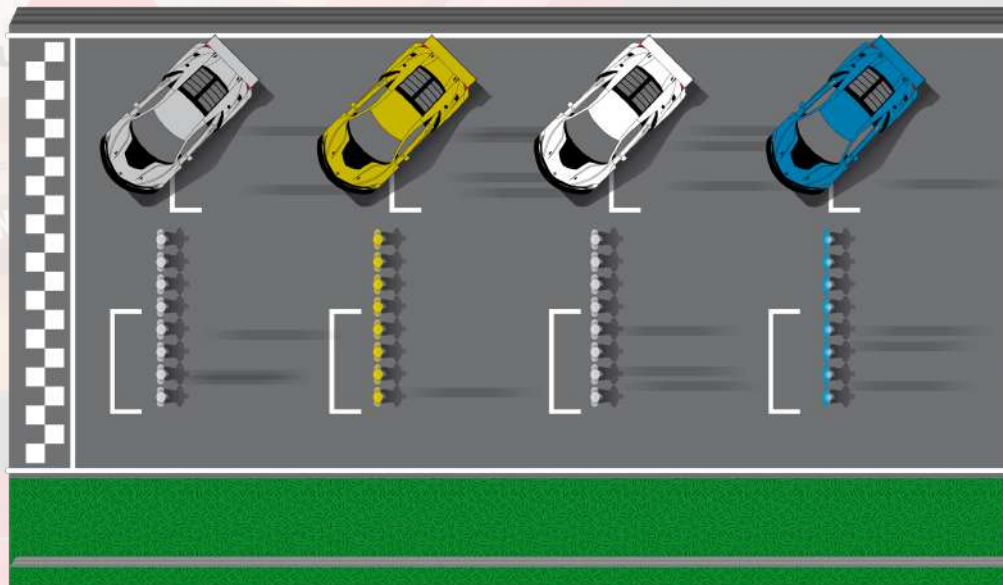


# Crew Positioning



16:05

DRIVERS & CREW IN  
POSITION  
BELGIAN NATIONAL  
ANTHEM





# Grid Evacuation



16:07

VIP GRID WALK  
EVACUATION DIVIDED  
IN GROUPS  
EVACUATION OF  
TEAM TROLLEYS

EXIT WILL BE VIA THE  
GATE INDICATED



# Countdown



**16:15**

**10 MIN BOARD**

**16:20**

**5 MIN BOARD**

**16:22**

**3 MIN BOARD**

**16:24**

**1 MIN BOARD**

**16:25**

**GREEN FLAG**



# Cars Evacuation



**CARS WILL LEAVE THE GRID  
ONE BY ONE WITH NO  
DELAY.  
DRIVERS MUST FOLLOW  
THE SPEED SET BY THE LEAD  
CAR TO  
BUILD UP THE TYRE  
PRESSURE AND TO WARM  
UP THE BRAKES**



CROWDSTRIKE

245FA

29 JUNE - 2 JULY 2023



THANK YOU  
HAVE A WONDERFUL RACE!






**FANATEC**  
**ST**  
WORLD CHALLENGE  
EUROPE  
POWERED BY

# NOTICE BOARD

[https://www.gt-world-challenge-europe.com/noticeboard?meeting\\_id=204](https://www.gt-world-challenge-europe.com/noticeboard?meeting_id=204)



# RACE DIRECTOR RADIO

- Race Control frequency : Race Control 7: 468.1875
- TEST 10 to 15 minutes before each session
- 1<sup>st</sup> session of the day, answer "ok" + car # on the team messaging
- For a test or an issue contact the Pit Lane manager – Ghislain VERRIEST



# IN CAR MARSHALLING SYSTEM

For the FCY and SC procedures the IN CAR MARSHALLING SYSTEM has priority on the flags

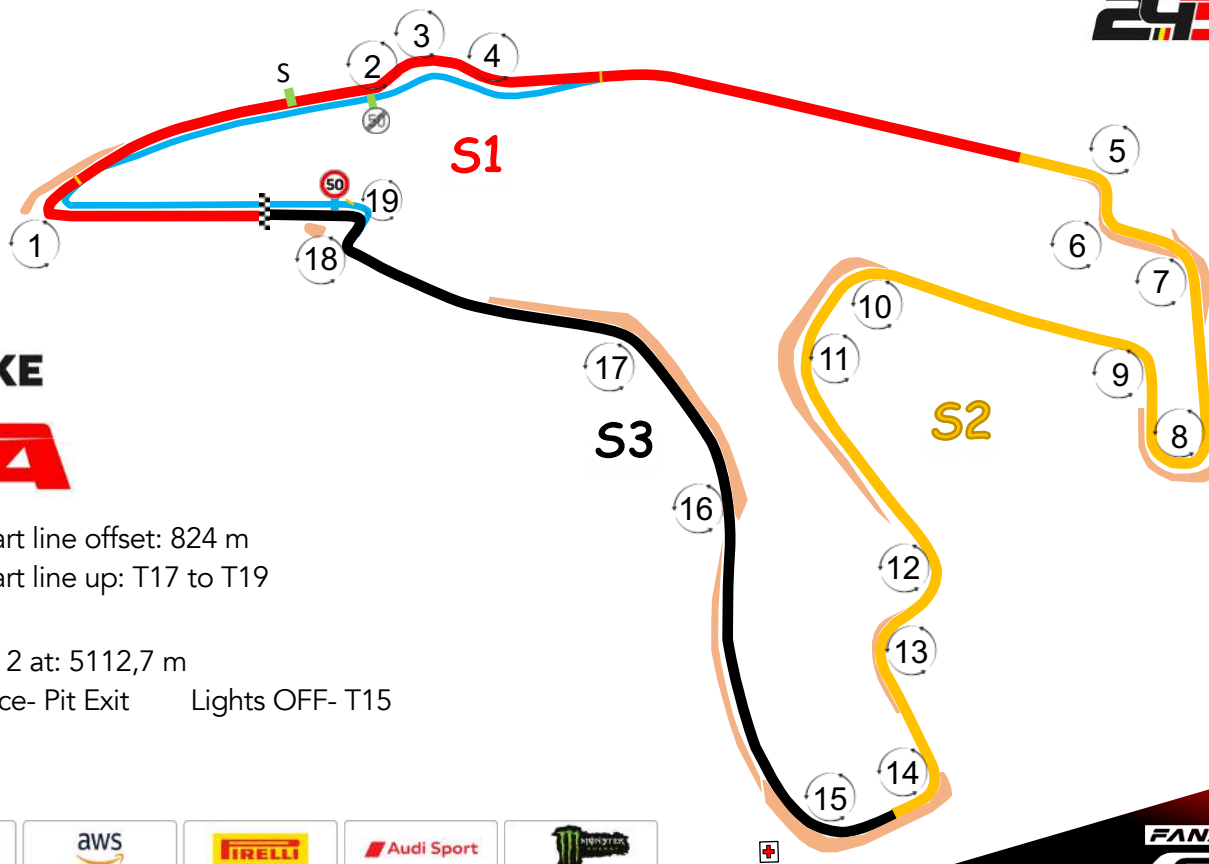
On screen general info:

YELLOW FLAGS /sector - RED - FCY (10 sec countdown) – SC – GREEN

On track Individual info: Warning flag, Blue Flag









**CROWDSTRIKE**  
**24H SPA**

Circuit length: 7004 m Start line offset: 824 m  
 Pole position: RIGHT Start line up: T17 to T19  
 Pit IN to Pit OUT: 994 m  
 Int 1 at: 2243,5 m Int 2 at: 5112,7 m  
 Safety Car 1<sup>st</sup> Lap: T18 Race- Pit Exit Lights OFF- T15

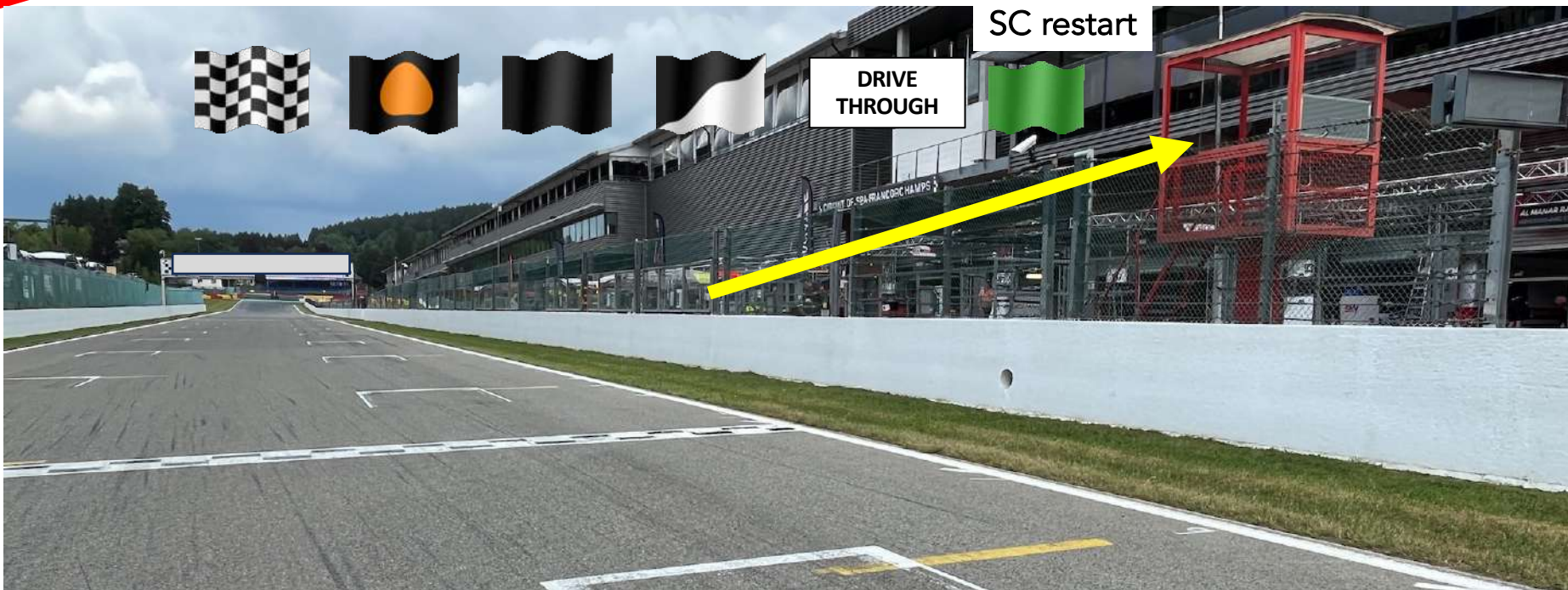


# START LINE ENDURANCE

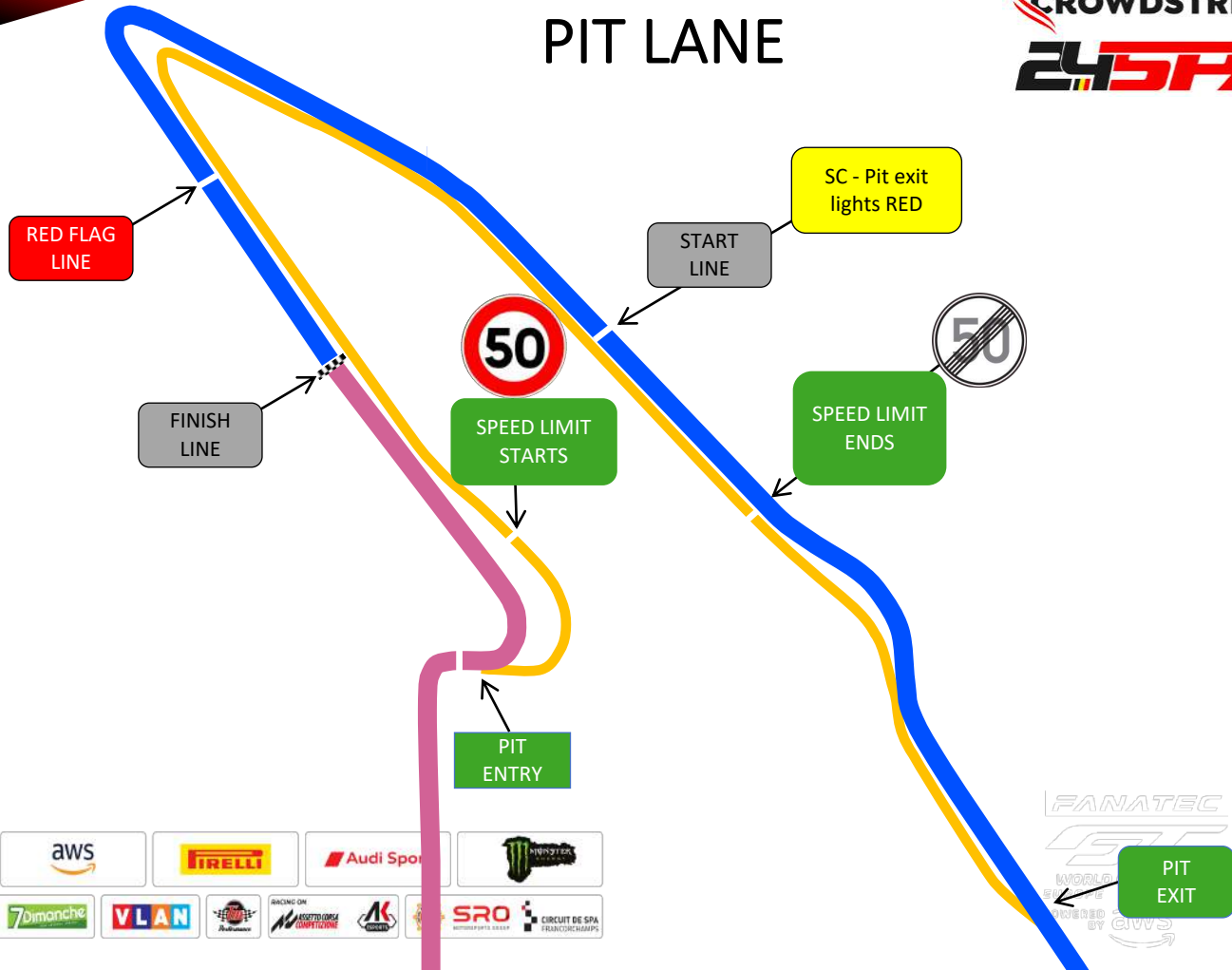




# SIGNALING AREA



# PIT LANE

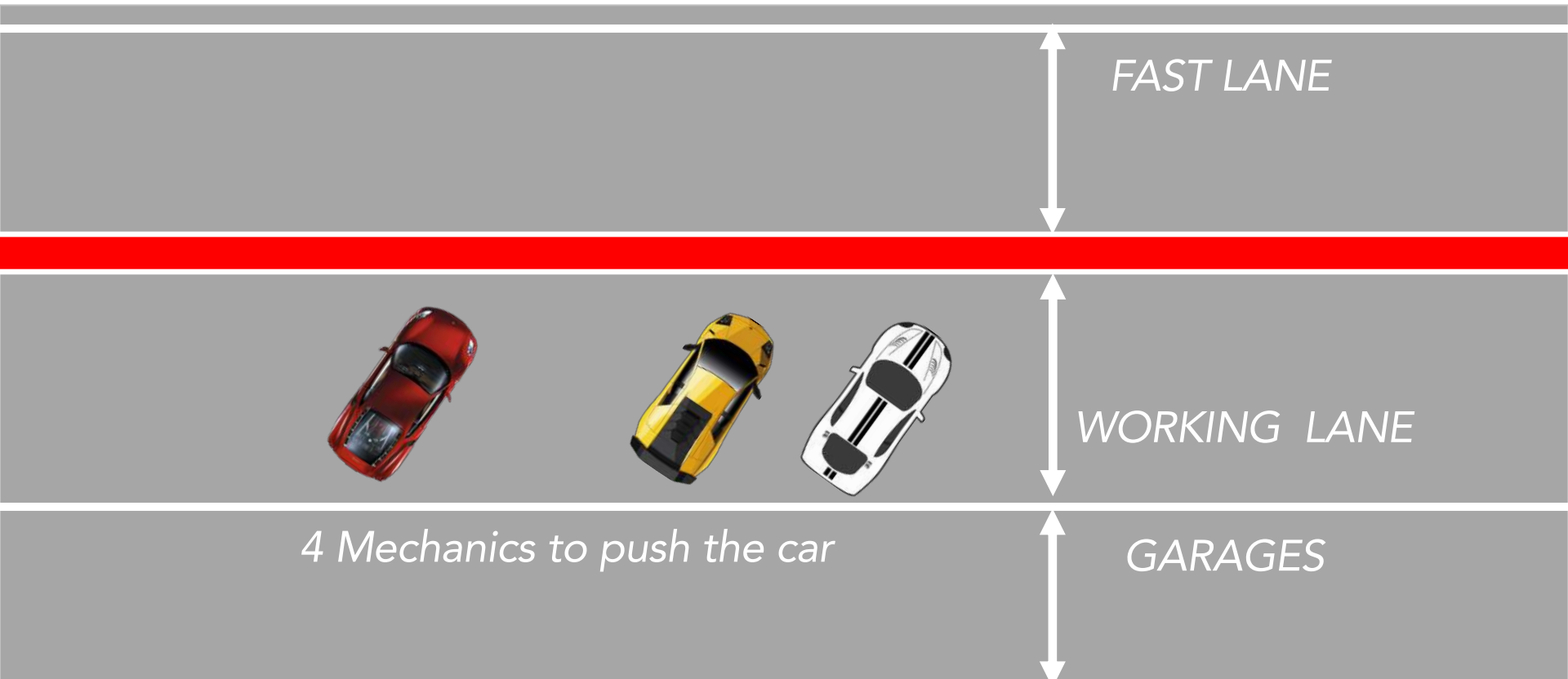


# PIT ENTRY



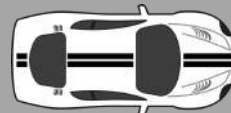


# DURING ALL SESSION 45° IN F1 PIT LANE





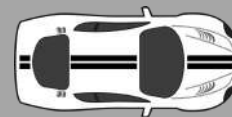
# ENDURANCE PIT LANE, PIT STOP PRACTICE & RACE



*1 more mechanic may help to push the car (5)*

# OTHER WORKS IF PERMITTED

The car must go parallel before to restart



# DRIVER ID

CHANGE THE DRIVER ID IN THE PIT LANE  
IF THE DRIVER CHANGES!

LET RACE CONTROL KNOW VIA THE APP IN CASE  
OF PROBLEM

## FUEL

- Art 4.3 and 17 of the specific regulations to be strictly respected
- Max 2 drums of 60 L in each pit garage
  - Fuel rig not included
- Total Max 240 L per pit garage

# SPEED LIMIT ENDS - STOP AT THE CONES




STOP AT THE CONES

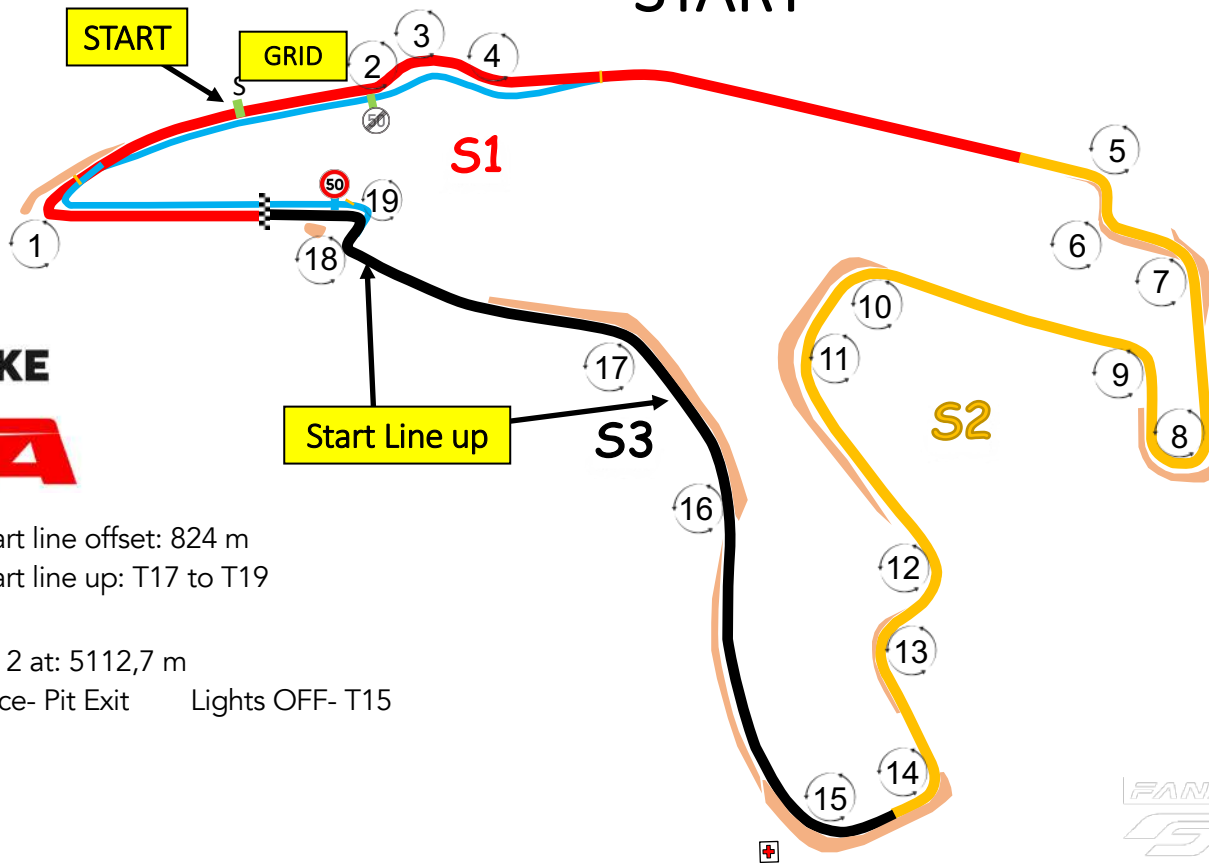
# PIT EXIT WHITE LINE



# TOP OF THE RAIDILLON




START



Circuit length: 7004 m Start line offset: 824 m  
Pole position: RIGHT Start line up: T17 to T19  
Pit IN to Pit OUT: 994 m  
Int 1 at: 2243,5 m Int 2 at: 5112,7 m  
Safety Car 1<sup>st</sup> Lap: T18 Race- Pit Exit Lights OFF- T15



# ROLLING START FORMATION



LC Speed will reduce speed to 50 Km/Hr




*Pole position is right hand side*





# REPEATER




**FANATEC**  
**GT**  
WORLD CHALLENGE  
EUROPE  
POWERED BY



Yellow waved flag all around  
Leader in charge of the speed

# ESCAPE ROAD T5 TO T7



Turn 5

Turn 7

# LIGHT PANELS



= FLAGS  
DURING ALL TRACK ACTIVITIES





# FULL COURSE YELLOW


*Speed 80 Km/Hr – NO weaving (Zig Zag)*

*FCY followed by SC except during the three 1<sup>st</sup> laps where it will directly SC*

*Countdown 20 seconds – marshalling system*

- *At 10 sec boards & light panels – No overtaking*
- *At 0 sec yellow flags & all cars at 80 Km/Hr*
- *As soon as possible*





## SAFETY CAR

- *SC on track during the FCY (NO lights) gets the leader. It will overtake cars if necessary.*
- *No weaving, to avoid contact while the SC is overtaking*

### *“SC procedure”*

- *SC lights ON, all marshal posts will swap the FCY boards to SC*
- *All cars, in single file, must increase their speed to catch up the group*
- *Possible Wave-by*
- *End of procedure: “SC in this lap” - “SC lights off” (all signalling removed)*

*“Green” – NO overtaking prior to pass the line*



# PIT EXIT LIGHTS DURING SC

In case of “Wave-By” pit ENTRY will be closed until “WAVE-BY COMPLETED”

Pit exit light remain **GREEN**

When the SC will pass the **START** (endurance) LINE, the pit exit light will turn **RED**

When last car in the group behind SC passes pit exit, the light will turn **GREEN** again



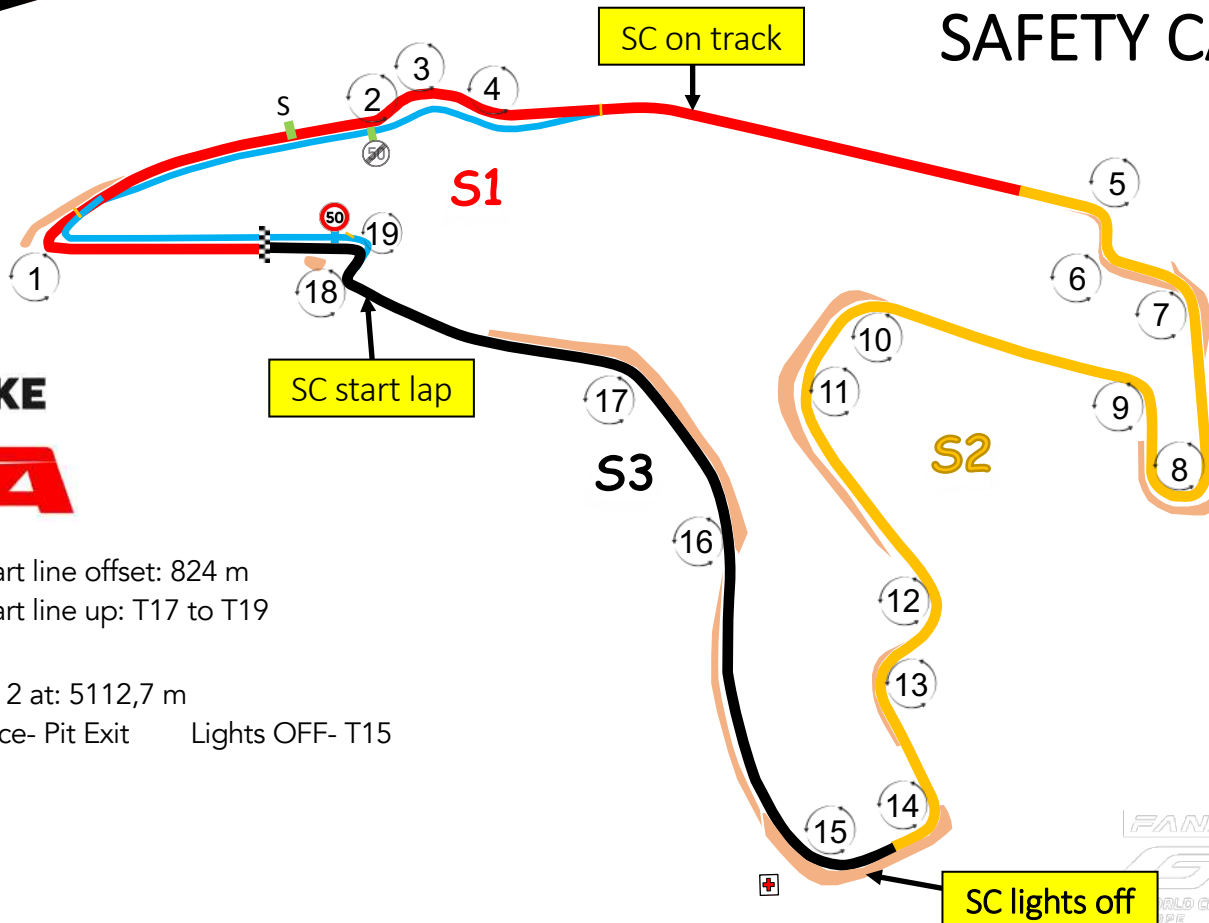
# ART 46.9 WAVE-BY PROCEDURE

- *SC procedure lights ON – “PIT ENTRY CLOSED”*
- *“SC AND CARS MOVE LEFT”*
- *“ELIGIBLE CARS MOVE RIGHT”*
- *“START WAVE-BY”*
- *“WAVE-BY COMPLETED – PIT LANE OPEN”*
- *“SC IN THIS LAP” – “SC LIGHTS OFF” – “GREEN”*
- *WAVE-BY PROCEDURE ENDS AT THE “GREEN”*

*Not < 30 min start or end of the race and 30 Min between GREEN and next SC*



# SAFETY CAR



Circuit length: 7004 m Start line offset: 824 m  
Pole position: RIGHT Start line up: T17 to T19  
Pit IN to Pit OUT: 994 m  
Int 1 at: 2243,5 m Int 2 at: 5112,7 m  
Safety Car 1<sup>st</sup> Lap: T18 Race- Pit Exit Lights OFF- T15

# SAFETY CAR RESTART LINE





# PROCEDURE

Slow down to 80 Km/Hr - NO overtaking  
go to your pit box, the Clock will ONLY STOP during Qualifying

During the race:

- Stop at the red line – Parc-Fermé conditions
- Restart behind SC
- 10' board – Parc-Fermé OPEN
- 5' – 3' – 1' – SC procedure – Restart behind SC

RED FLAG  
LINE-UP

AT THE F1  
START LINE



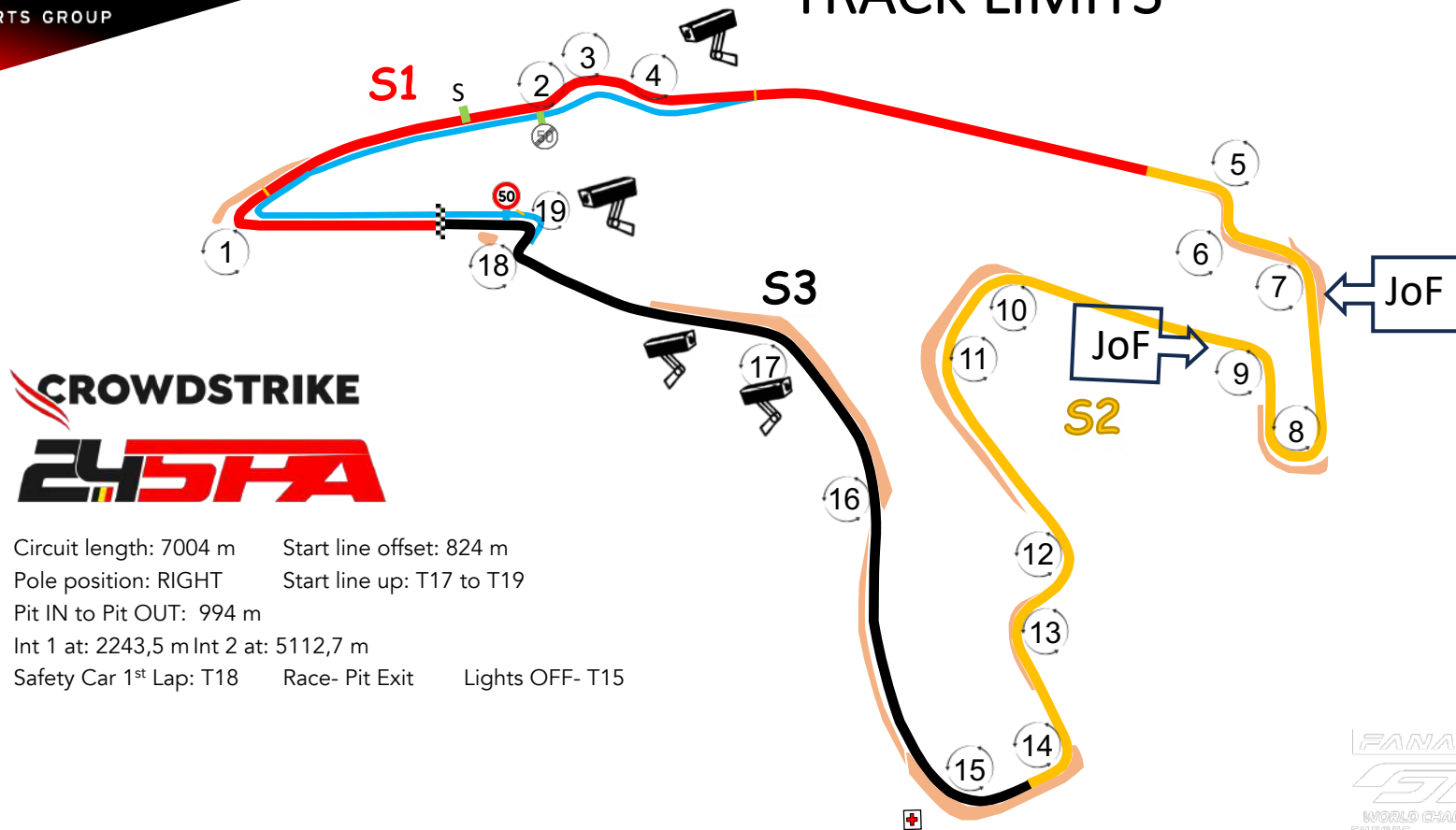


# TRACK LIMITS

- FIA rule (contact with the white line)- NO tolerance
- Penalties are given to the Car
- The track limit infringements will be reset to zero after each period of 6Hrs



# TRACK LIMITS



Circuit length: 7004 m      Start line offset: 824 m  
Pole position: RIGHT      Start line up: T17 to T19  
Pit IN to Pit OUT: 994 m  
Int 1 at: 2243,5 m    Int 2 at: 5112,7 m  
Safety Car 1<sup>st</sup> Lap: T18      Race- Pit Exit      Lights OFF- T15

# TRACK LIMITS PENALTIES

1. FP & Pre-Qual: drivers will be warned and stopped, if necessary, lap times can be deleted.
2. Qualifying: every lap time improvement detected- lap time deleted.
3. Race: 3 first time warning on the timing monitors,  
4<sup>th</sup> time warning flag. (Screen only)  
5<sup>th</sup> time final warning on the radio, At the  
6<sup>th</sup> time the stewards can impose a 30'' time penalty or a DT  
after 12 infringements. Messages on page 7

# TIME PENALTIES

- To be performed at the next pit stop
- Enter the pit lane - pit box – Parc-Fermé duration of the penalty
- Once the time has elapse the team can proceed to the normal pit stop
- Investigations may continue after the session / Race

# GRAVEL TRAPS RECOVERY PROCEDURE

*After recovery cars will be dropped in one of the 3 specific zones to clean the gravel prior to re-join:*

- 1. Zone 1 - Sector 1 : Eau Rouge, right hand side at pit exit*
- 2. Zone 2 – Sector 2: Turn 9 – motorcycle track*
- 3. Zone 3 - Sector 3: Turn 15 – medical centre*

# CT1 – VISIBLE ON THE TRACKING MAP



# CROWDSTRIKE

# 24HRA

*ENJOY YOUR  
TRACK TIME  
AND HAVE A  
GOOD RACE!*

