



**WORLD CHALLENGE**  
**EUROPE**

POWERED BY **aws**

**TEAM MANAGER & DRIVER**  
**BRIEFING**  
PAUL RICARD 2023

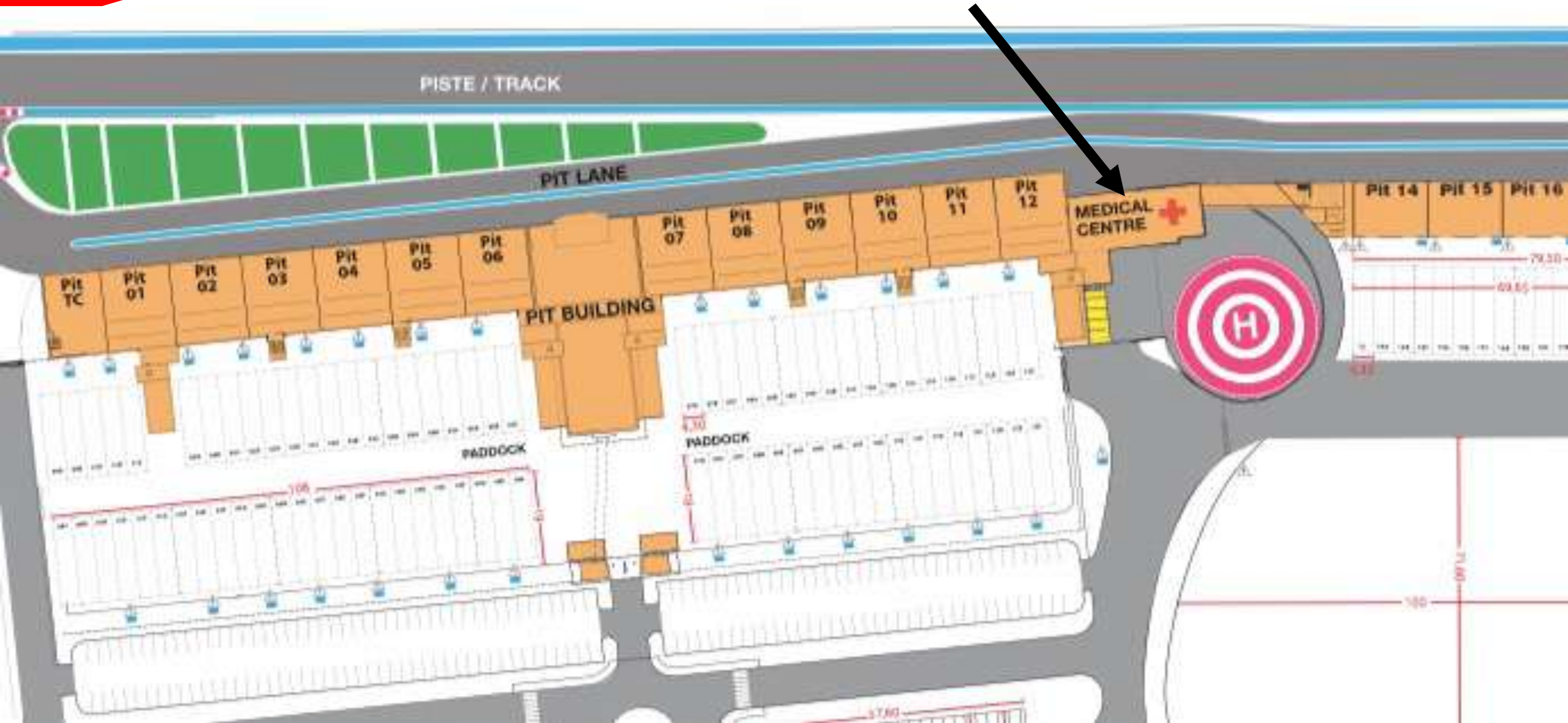
# RACE DIRECTOR RADIO

- Race Control frequency : Race Control 8: 468.375
- TEST 10 to 15 minutes test 10 to 15 minutes before the session
- 1st session of the day: answer "ok" + car # on the team messaging
- For a test or an issue contact the Pit Lane manager – Ghislain





# MEDICAL CENTRE





# CONTROL & FINISH LINE




# SIGNALING AREA AT THE LINE




DRIVE  
THROUGH



# SIGNALING AREA

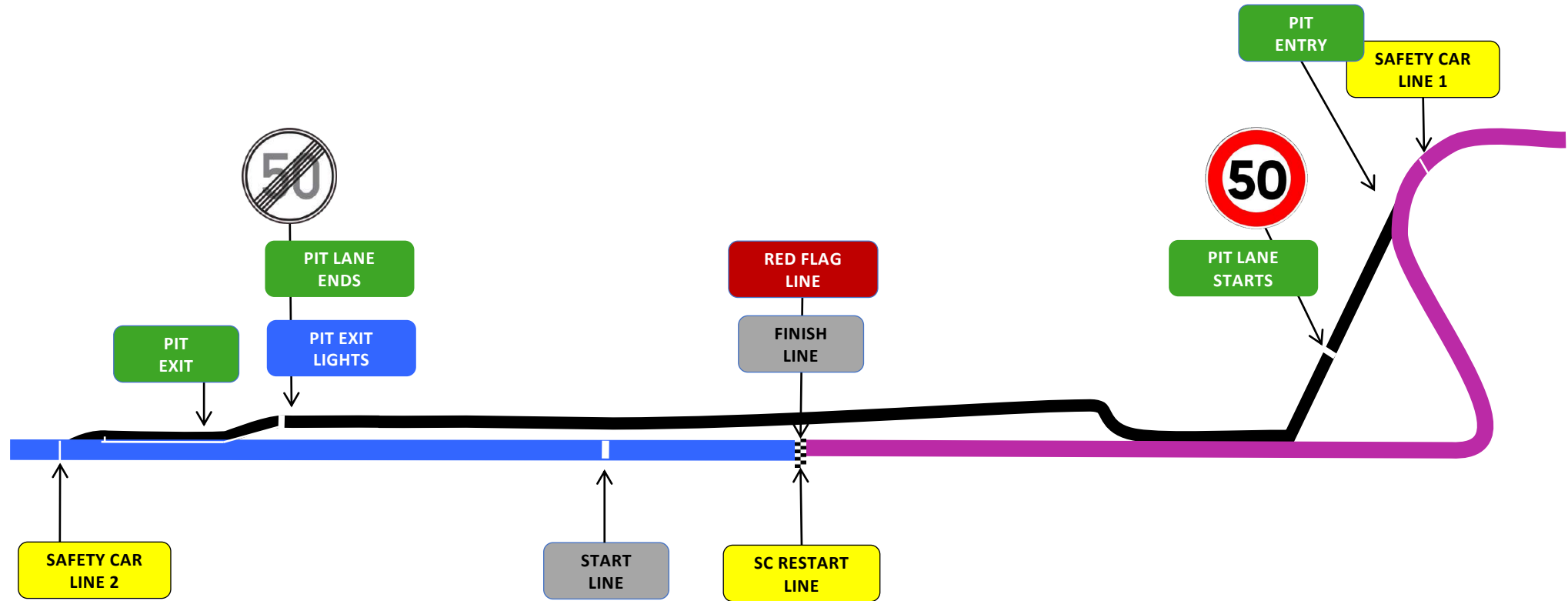



# START LINE





# PIT LANE





SC line 1


# PIT ENTRY



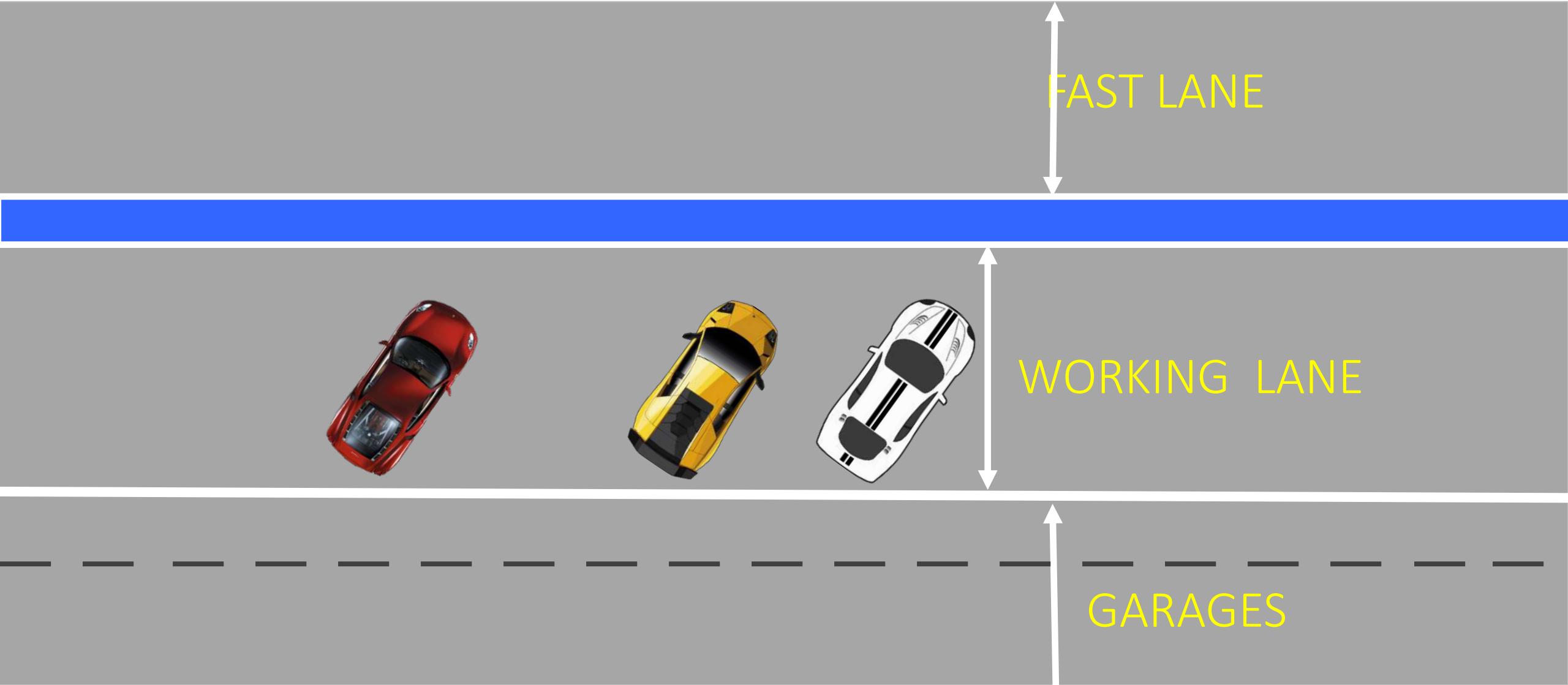
# PIT ENTRY SPEED LIMIT LINE



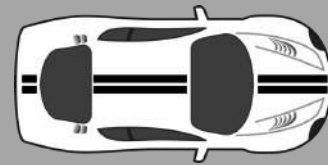
# PIT LANE



# START OF ALL SESSIONS 45°



# PIT STOP & RACE



# PIT EXIT SPEED LIMIT LINE

Flashing when there is a fast car approaching on track






# FLASHING WHEN A CAR IS LEAVING THE PIT LANE



# FLASHING WHEN A CAR IS LEAVING THE PIT LANE



# PIT EXIT WHITE LINE



KEEP RIGHT OF THE WHITE LINE

# PIT EXIT WHITE LINE



KEEP RIGHT OF THE WHITE LINE


# PIT EXIT WHITE LINE



SC line 2

KEEP RIGHT OF THE WHITE LINE

# ESCAPE ROAD T2





# ESCAPE ROAD T3 TO T5





# ESCAPE ROAD T3 TO T5

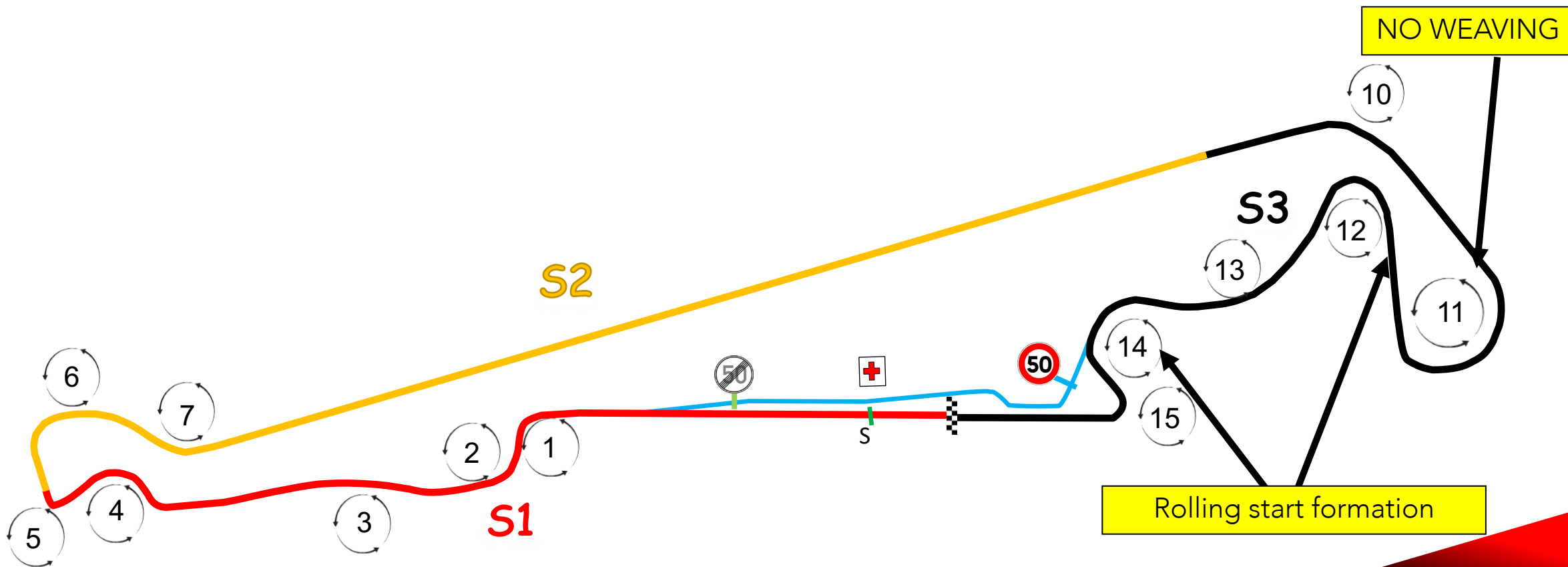


# START

Start line offset: 111 m

Pole position: LEFT

Start line-up: Turn 12 to 14




# ROLLING START FORMATION

Leading car slow to 50 Km/H and enter pit lane – Exit last turn  
the pole man increases slowly the speed to 110 Km/H  
Two parallel lines of cars until the start is given






START



START



START




Red lights remains ON

Yellow flag @ all MP

New Formation Lap

Pole man - tempo




(Yellow Blinking)


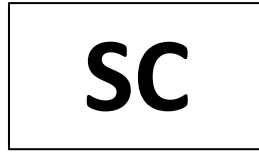
*Countdown on the IN CAR MARSHALLING SYSTEM, that has priority on the flags*

- *At 10 sec boards & lights – No overtaking*
- *At 0 sec yellow flags & all cars at 80 Km/Hr – NO weaving (zig zag)*
- *In case of short FCY - RESTART on short notice – GREEN*

OR







## SAFETY CAR

- *SC on track during the FCY (NO lights) gets the leader. It will overtake cars if necessary.*
- *No weaving, to avoid contact while the SC is overtaking*

*“SC procedure”*

- *SC lights ON, all marshal posts will swap the FCY boards to SC*
- *All cars, in single file, must increase their speed to catch up the group*
- *Possible Wave-by*
- *End of procedure: “SC in this lap” - “SC lights off” (all signalling removed)*

*“Green” – NO overtaking prior to pass the line*

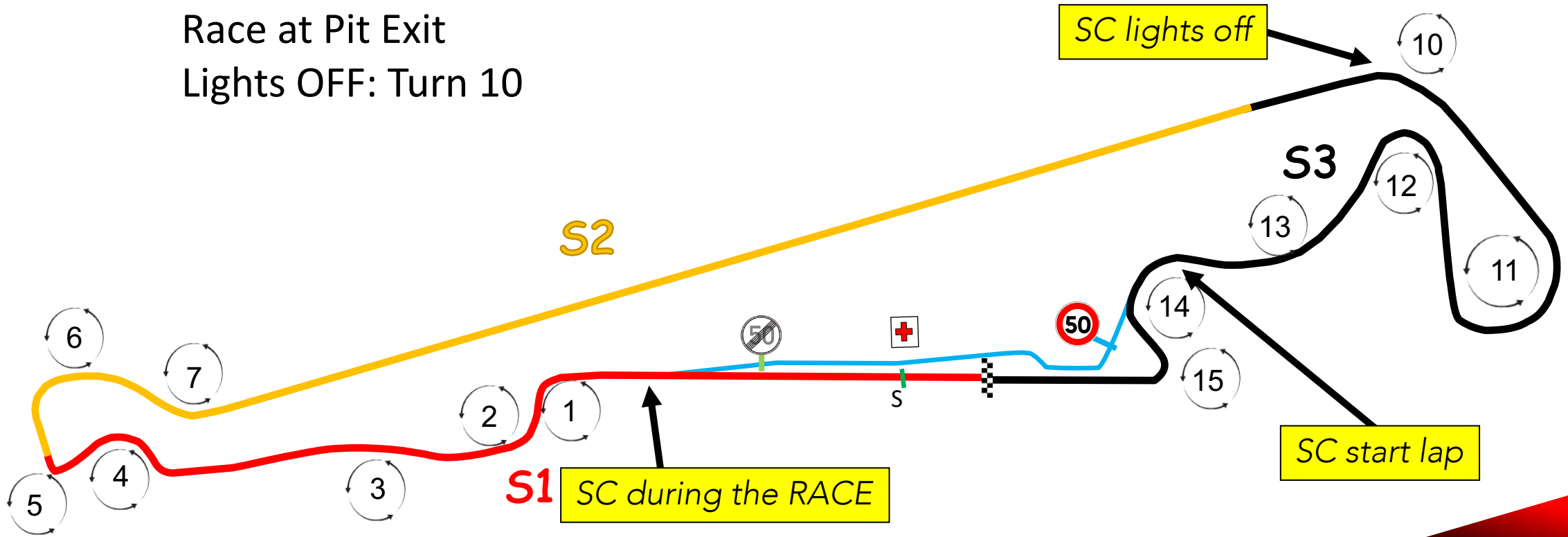
# ART 46.9 WAVE-BY PROCEDURE RACE DIRECTOR RADIO

1. “PIT ENTRY CLOSED” the pit entry will be closed.
2. After approximately 5 seconds, teams’ radio and messaging screens: “SC MOVE LEFT - ELIGIBLE CARS MOVE RIGHT” All cars to drive LHS of the track and cars eligible cars move RHS of the track, no overtaking.
3. “START WAVE-BY”. All cars eligible for wave by, under their own responsibility, overtake the SC. Once all eligible cars have overtaken the SC, the SC will slow down to 70 KPH.
4. “WAVE-BY COMPLETED – PIT LANE OPEN”
5. There will be at least one full lap at an appropriate SC speed.

No WBy < 30 min from the start and the race finish  
< 30 Min between GREEN Wby ending and the next SC

# SAFETY CAR

1st Lap: turn 14  
Race at Pit Exit  
Lights OFF: Turn 10



# PIT EXIT LIGHTS DURING SC

In case of "Wave-By" pit ENTRY will be closed until "WAVE-BY COMPLETED"

Pit exit light remain **GREEN**

When the SC will pass the START LINE, the pit exit light will turn **RED**

When last car in the group behind SC passes pit exit, the light will turn **GREEN** again



# RED FLAG PROCEDURE

PIT EXIT CLOSED

NO OVERTAKING - Slow down to 80 KPH – drive to pit lane

Clock will only stop during the Qualifying Sessions - lap time cancelled

Race: line up red line ( start line) or follow the SC

Parc-Fermé conditions - on the grid teams and officials ONLY

Restart behind SC

If you enter the pits after the red flag: restart one lap later



# BLUE FLAG

- At ALL TIMES: displayed to a driver leaving the pits if traffic is approaching on the track.
- During PRACTICE: a faster car is close behind you and is about to overtake you.
- During the RACE: shown to a car about to be lapped, the driver concerned must allow the following car to pass at the earliest opportunity.

# TRACK LIMITS PENALTIES

1. FP and Pre-qualifying: drivers will be warned and stopped, if necessary, lap times can be deleted.
2. Qualifying: every lap time improvement will be deleted and on the third time the best lap time will be deleted.
3. Race: 3 first time warning on the timing monitors,  
4<sup>th</sup> time warning flag.  
5<sup>th</sup> time final warning on the radio, At the  
6<sup>th</sup> time the stewards can impose a penalty.

# OPENINGS FOR CARS



STOP on track - external side – LEFT



# NIGHT SIGNALLING

Circuit safety Lights system will be used during the race in addition of the flags

YELLOW – RED – YELLOW flashing (FCY and SC) No GREEN

FCY – SC – priority on the marshalling system

# SAFETY LIGHTS



**FANATEC**



**WORLD CHALLENGE**  
**EUROPE**

POWERED BY **aws**

*HAVE A GOOD WEEKEND  
AND A GREAT RACE!*