

Pit Stops

Provisional

08 March 2023 09:00:00

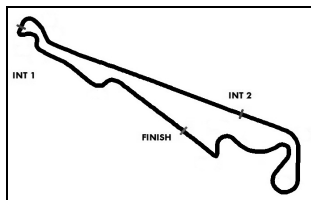
Circuit Paul Ricard, Length: 5771m

Air temperature: 12.51°C

Track temperature: 17.2°C

Weather condition: Dry

Nr	Driver in	Day time in	Time in	Driver out	Day time out	Time out	Reason	Nett Time
57	TBA	9:10:31.695	10:31.695	TBA	9:20:35.793	20:35.793		10:04.098
26	TBA	9:10:38.248	10:38.248	TBA	9:14:27.236	14:27.236		3:48.988
11	TBA	9:10:53.709	10:53.709	TBA	9:18:46.401	18:46.401		7:52.692
90	TBA	9:11:52.835	11:52.835	TBA	9:19:14.108	19:14.108		7:21.273
19	TBA	9:12:08.051	12:08.051	TBA	9:20:04.942	20:04.942		7:56.891
911	TBA	9:12:29.736	12:29.736	TBA	9:14:33.325	14:33.325		2:03.589
25	TBA	9:13:11.955	13:11.955	TBA	9:16:54.313	16:54.313		3:42.358
188	TBA	9:13:29.677	13:29.677	TBA	9:15:48.194	15:48.194		2:18.517
87	TBA	9:13:31.391	13:31.391	TBA	9:17:47.193	17:47.193		4:15.802
81	TBA	9:14:12.534	14:12.534	TBA	9:17:44.193	17:44.193		3:31.659
34	TBA	9:14:42.408	14:42.408	TBA	9:17:16.353	17:16.353		2:33.945
69	TBA	9:14:47.128	14:47.128	TBA	9:25:43.969	25:43.969		10:56.841
85	TBA	9:14:50.663	14:50.663	TBA	9:30:07.761	30:07.761		15:17.098
83	TBA	9:14:54.556	14:54.556	TBA	9:24:54.857	24:54.857		10:00.301
46	TBA	9:15:15.402	15:15.402	TBA	9:21:32.587	21:32.587		6:17.185
88	TBA	9:15:38.051	15:38.051	TBA	9:24:26.741	24:26.741		8:48.690
79	TBA	9:15:47.993	15:47.993	TBA	9:25:34.680	25:34.680		9:46.687
777	TBA	9:15:56.310	15:56.310	TBA	9:20:32.996	20:32.996		4:36.686
30	TBA	9:16:06.943	16:06.943	TBA	9:22:17.700	22:17.700		6:10.757
6	TBA	9:16:54.719	16:54.719	TBA	9:42:52.260	42:52.260		25:57.541
58	TBA	9:17:27.124	17:27.124	TBA	9:26:29.327	26:29.327		9:02.203
14	TBA	9:18:29.695	18:29.695	TBA	9:51:23.301	51:23.301		32:53.606
24	TBA	9:18:51.970	18:51.970	TBA	9:24:51.999	24:51.999		6:00.029
998	TBA	9:19:06.628	19:06.628	TBA	9:44:13.471	44:13.471		25:06.843
96	TBA	9:19:17.324	19:17.324	TBA	9:25:59.552	25:59.552		6:42.228
2	TBA	9:19:50.260	19:50.260	TBA	9:23:38.922	23:38.922		3:48.662
78	TBA	9:21:14.197	21:14.197					
35	TBA	9:21:41.191	21:41.191	TBA	9:25:21.187	25:21.187		3:39.996
188	TBA	9:23:22.077	23:22.077	TBA	9:28:03.883	28:03.883		4:41.806
5	TBA	9:23:52.020	23:52.020	TBA	9:27:56.534	27:56.534		4:04.514
26	TBA	9:23:53.649	23:53.649	TBA	9:28:37.234	28:37.234		4:43.585
28	TBA	9:24:01.528	24:01.528	TBA	9:31:10.890	31:10.890		7:09.362
93	TBA	9:24:04.403	24:04.403	TBA	9:30:17.595	30:17.595		6:13.192
25	TBA	9:24:25.163	24:25.163	TBA	9:27:34.443	27:34.443		3:09.280
54	TBA	9:26:30.822	26:30.822	TBA	9:35:02.535	35:02.535		8:31.713
8	TBA	9:27:00.050	27:00.050	TBA	9:30:41.397	30:41.397		3:41.347
55	TBA	9:27:21.505	27:21.505	TBA	9:36:05.575	36:05.575		8:44.070
19	TBA	9:27:44.456	27:44.456	TBA	9:34:06.578	34:06.578		6:22.122
11	TBA	9:28:17.199	28:17.199	TBA	9:44:41.272	44:41.272		16:24.073
81	TBA	9:29:09.725	29:09.725	TBA	9:35:47.555	35:47.555		6:37.830
90	TBA	9:30:46.309	30:46.309	TBA	9:42:50.356	42:50.356		12:04.047
87	TBA	9:31:09.519	31:09.519	TBA	9:45:33.785	45:33.785		14:24.266
78	TBA	9:31:12.984	31:12.984	TBA	9:34:01.535	34:01.535		2:48.551



Pit Stops

Provisional

08 March 2023 09:00:00

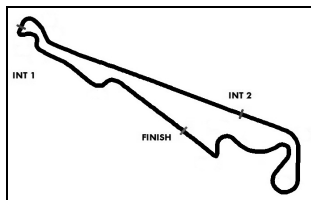
Circuit Paul Ricard, Length: 5771m

Air temperature: 12.51°C

Track temperature: 17.2°C

Weather condition: Dry

Nr	Driver in	Day time in	Time in	Driver out	Day time out	Time out	Reason	Nett Time
777	TBA	9:31:54.129	31:54.129	TBA	9:49:42.254	49:42.254		17:48.125
911	TBA	9:32:09.789	32:09.789	TBA	9:44:39.206	44:39.206		12:29.417
83	TBA	9:32:40.142	32:40.142	TBA	9:33:58.336	33:58.336		1:18.194
25	TBA	9:33:13.200	33:13.200	TBA	9:44:20.603	44:20.603		11:07.403
24	TBA	9:34:38.423	34:38.423	TBA	9:44:53.364	44:53.364		10:14.941
51	TBA	9:35:24.226	35:24.226	TBA	9:45:58.039	45:58.039		10:33.813
83	TBA	9:35:51.315	35:51.315	TBA	9:45:40.845	45:40.845		9:49.530
88	TBA	9:36:03.398	36:03.398	TBA	9:42:48.410	42:48.410		6:45.012
8	TBA	9:36:26.504	36:26.504	TBA	9:43:57.265	43:57.265		7:30.761
34	TBA	9:36:56.524	36:56.524	TBA	9:45:24.587	45:24.587		8:28.063
40	TBA	9:37:04.675	37:04.675	TBA	9:44:37.292	44:37.292		7:32.617
119	TBA	9:37:13.128	37:13.128	TBA	9:47:49.335	47:49.335		10:36.207
54	TBA	9:37:15.058	37:15.058	TBA	9:44:50.920	44:50.920		7:35.862
17	TBA	9:37:16.337	37:16.337	TBA	9:43:59.652	43:59.652		6:43.315
35	TBA	9:37:18.265	37:18.265	TBA	9:47:54.399	47:54.399		10:36.134
28	TBA	9:37:19.992	37:19.992	TBA	9:44:04.562	44:04.562		6:44.570
52	TBA	9:37:59.639	37:59.639	TBA	9:43:12.439	43:12.439		5:12.800
79	TBA	9:38:02.382	38:02.382	TBA	9:42:45.088	42:45.088		4:42.706
92	TBA	9:38:11.930	38:11.930	TBA	9:47:20.772	47:20.772		9:08.842
69	TBA	9:38:12.626	38:12.626	TBA	10:21:04.707	1:21:04.707		42:52.081
44	TBA	9:38:17.162	38:17.162	TBA	9:44:24.786	44:24.786		6:07.624
46	TBA	9:38:19.462	38:19.462	TBA	9:44:46.590	44:46.590		6:27.128
96	TBA	9:38:57.886	38:57.886	TBA	9:50:06.198	50:06.198		11:08.312
10	TBA	9:38:59.153	38:59.153	TBA	9:46:25.844	46:25.844		7:26.691
5	TBA	9:39:14.828	39:14.828	TBA	9:43:11.103	43:11.103		3:56.275
81	TBA	9:39:16.881	39:16.881	TBA	9:58:11.479	58:11.479		18:54.598
2	TBA	9:39:20.818	39:20.818	TBA	9:55:18.109	55:18.109		15:57.291
30	TBA	9:39:21.646	39:21.646	TBA	9:51:02.427	51:02.427		11:40.781
62	TBA	9:39:29.963	39:29.963	TBA	9:42:41.897	42:41.897		3:11.934
188	TBA	9:39:33.415	39:33.415	TBA	9:44:57.465	44:57.465		5:24.050
78	TBA	9:39:42.693	39:42.693	TBA	9:44:18.630	44:18.630		4:35.937
93	TBA	9:39:44.203	39:44.203	TBA	9:45:06.547	45:06.547		5:22.344
55	TBA	9:39:49.149	39:49.149	TBA	9:49:28.903	49:28.903		9:39.754
19	TBA	9:39:50.453	39:50.453	TBA	9:48:04.761	48:04.761		8:14.308
57	TBA	9:39:52.918	39:52.918	TBA	9:52:57.127	52:57.127		13:04.209
157	TBA	9:39:57.580	39:57.580	TBA	9:42:43.404	42:43.404		2:45.824
26	TBA	9:40:05.153	40:05.153	TBA	9:45:37.178	45:37.178		5:32.025
58	TBA	9:40:06.180	40:06.180	TBA	10:13:28.241	1:13:28.241		33:22.061
85	TBA	9:40:07.564	40:07.564	TBA	10:23:21.903	1:23:21.903		43:14.339
44	TBA	9:50:13.905	50:13.905	TBA	9:54:59.632	54:59.632		4:45.727
6	TBA	9:50:29.889	50:29.889	TBA	9:54:42.971	54:42.971		4:13.082
8	TBA	9:51:36.074	51:36.074	TBA	10:11:55.885	1:11:55.885		20:19.811



Pit Stops

Provisional

08 March 2023 09:00:00

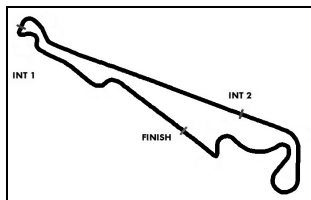
Circuit Paul Ricard, Length: 5771m

Air temperature: 12.51°C

Track temperature: 17.2°C

Weather condition: Dry

Nr	Driver in	Day time in	Time in	Driver out	Day time out	Time out	Reason	Nett Time
28	TBA	9:51:42.594	51:42.594	TBA	10:18:40.666	1:18:40.666		26:58.072
25	TBA	9:51:52.206	51:52.206	TBA	10:14:36.016	1:14:36.016		22:43.810
88	TBA	9:52:17.370	52:17.370	TBA	10:00:34.872	1:00:34.872		8:17.502
14	TBA	9:53:14.481	53:14.481	TBA	10:03:55.071	1:03:55.071		10:40.590
998	TBA	9:53:39.089	53:39.089	TBA	10:05:20.291	1:05:20.291		11:41.202
19	TBA	9:53:59.325	53:59.325	TBA	10:16:12.574	1:16:12.574		22:13.249
10	TBA	9:54:00.510	54:00.510	TBA	9:59:34.038	59:34.038		5:33.528
40	TBA	9:54:06.009	54:06.009	TBA	9:59:31.639	59:31.639		5:25.630
11	TBA	9:54:07.937	54:07.937	TBA	10:03:44.562	1:03:44.562		9:36.625
26	TBA	9:55:05.994	55:05.994	TBA	9:59:12.859	59:12.859		4:06.865
87	TBA	9:55:14.308	55:14.308	TBA	10:54:39.338	1:54:39.338		59:25.030
17	TBA	9:55:17.662	55:17.662	TBA	10:03:14.690	1:03:14.690		7:57.028
62	TBA	9:56:20.097	56:20.097	TBA	10:12:16.998	1:12:16.998		15:56.901
24	TBA	9:56:25.600	56:25.600	TBA	10:02:54.995	1:02:54.995		6:29.395
54	TBA	9:56:29.190	56:29.190	TBA	10:33:23.750	1:33:23.750		36:54.560
5	TBA	9:56:30.248	56:30.248	TBA	9:58:57.617	58:57.617		2:27.369
55	TBA	9:57:05.887	57:05.887	TBA	10:15:50.514	1:15:50.514		18:44.627
51	TBA	9:57:25.693	57:25.693	TBA	10:12:25.771	1:12:25.771		15:00.078
93	TBA	9:58:26.242	58:26.242	TBA	10:01:29.685	1:01:29.685		3:03.443
6	TBA	9:58:31.177	58:31.177	TBA	10:11:41.073	1:11:41.073		13:09.896
99	TBA	9:58:40.489	58:40.489	TBA	10:02:25.216	1:02:25.216		3:44.727
34	TBA	9:58:45.969	58:45.969	TBA	10:02:28.010	1:02:28.010		3:42.041
119	TBA	9:59:21.159	59:21.159	TBA	10:13:46.437	1:13:46.437		14:25.278
83	TBA	9:59:23.551	59:23.551	TBA	10:55:04.598	1:55:04.598		55:41.047
78	TBA	9:59:56.762	59:56.762	TBA	10:03:30.387	1:03:30.387		3:33.625
911	TBA	10:00:02.566	1:00:02.566	TBA	10:03:31.880	1:03:31.880		3:29.314
46	TBA	10:00:05.952	1:00:05.952	TBA	10:10:36.484	1:10:36.484		10:30.532
52	TBA	10:00:31.520	1:00:31.520	TBA	10:02:22.210	1:02:22.210		1:50.690
92	TBA	10:00:50.691	1:00:50.691	TBA	10:13:22.344	1:13:22.344		12:31.653
96	TBA	10:01:35.610	1:01:35.610	TBA	10:11:27.421	1:11:27.421		9:51.811
90	TBA	10:02:11.316	1:02:11.316	TBA	10:19:01.093	1:19:01.093		16:49.777
777	TBA	10:02:56.057	1:02:56.057	TBA	10:16:43.583	1:16:43.583		13:47.526
35	TBA	10:03:40.786	1:03:40.786	TBA	10:16:38.137	1:16:38.137		12:57.351
57	TBA	10:04:23.033	1:04:23.033	TBA	10:20:03.493	1:20:03.493		15:40.460
79	TBA	10:04:46.193	1:04:46.193	TBA	10:46:41.504	1:46:41.504		41:55.311
11	TBA	10:05:31.146	1:05:31.146	TBA	10:12:32.035	1:12:32.035		7:00.889
157	TBA	10:05:54.358	1:05:54.358	TBA	10:14:49.117	1:14:49.117		8:54.759
14	TBA	10:06:01.191	1:06:01.191	TBA	10:51:47.564	1:51:47.564		45:46.373
81	TBA	10:06:07.421	1:06:07.421	TBA	10:16:40.226	1:16:40.226		10:32.805
52	TBA	10:06:38.480	1:06:38.480	TBA	10:10:59.735	1:10:59.735		4:21.255
88	TBA	10:06:39.591	1:06:39.591	TBA	10:11:06.311	1:11:06.311		4:26.720
34	TBA	10:07:03.638	1:07:03.638	TBA	10:12:45.256	1:12:45.256		5:41.618



Pit Stops

Provisional

08 March 2023 09:00:00

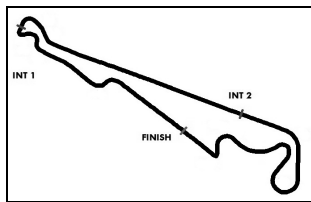
Circuit Paul Ricard, Length: 5771m

Air temperature: 12.51°C

Track temperature: 17.2°C

Weather condition: Dry

Nr	Driver in	Day time in	Time in	Driver out	Day time out	Time out	Reason	Nett Time
188	TBA	10:07:22.290	1:07:22.290	TBA	10:12:58.096	1:12:58.096		5:35.806
99	TBA	10:07:27.267	1:07:27.267	TBA	10:20:32.976	1:20:32.976		13:05.709
63	TBA	10:07:45.114	1:07:45.114	TBA	10:15:14.454	1:15:14.454		7:29.340
5	TBA	10:07:58.269	1:07:58.269	TBA	10:17:32.733	1:17:32.733		9:34.464
44	TBA	10:08:11.079	1:08:11.079	TBA	10:19:38.247	1:19:38.247		11:27.168
30	TBA	10:08:20.057	1:08:20.057	TBA	10:16:07.010	1:16:07.010		7:46.953
26	TBA	10:08:29.990	1:08:29.990	TBA	10:14:21.138	1:14:21.138		5:51.148
24	TBA	10:08:32.219	1:08:32.219	TBA	10:12:05.861	1:12:05.861		3:33.642
17	TBA	10:08:56.473	1:08:56.473	TBA	10:19:14.565	1:19:14.565		10:18.092
40	TBA	10:09:07.664	1:09:07.664	TBA	10:31:40.175	1:31:40.175		22:32.511
2	TBA	10:09:09.286	1:09:09.286	TBA	10:14:31.155	1:14:31.155		5:21.869
10	TBA	10:09:11.073	1:09:11.073	TBA	11:24:19.394	2:24:19.394		1:15:08.321
998	TBA	10:09:12.666	1:09:12.666	TBA	10:11:31.194	1:11:31.194		2:18.528
911	TBA	10:09:35.672	1:09:35.672	TBA	10:13:52.384	1:13:52.384		4:16.712
93	TBA	10:09:37.373	1:09:37.373	TBA	10:11:08.494	1:11:08.494		1:31.121
78	TBA	10:09:40.024	1:09:40.024	TBA	10:15:09.236	1:15:09.236		5:29.212
96	TBA	10:19:07.262	1:19:07.262	TBA	10:31:06.615	1:31:06.615		11:59.353
6	TBA	10:19:17.185	1:19:17.185	TBA	10:30:39.595	1:30:39.595		11:22.410
51	TBA	10:20:04.496	1:20:04.496	TBA	10:51:41.175	1:51:41.175		31:36.679
46	TBA	10:20:05.554	1:20:05.554	TBA	10:24:01.401	1:24:01.401		3:55.847
11	TBA	10:20:06.833	1:20:06.833	TBA	10:23:48.477	1:23:48.477		3:41.644
88	TBA	10:20:43.735	1:20:43.735	TBA	10:29:57.315	1:29:57.315		9:13.580
90	TBA	10:20:50.190	1:20:50.190	TBA	10:22:17.640	1:22:17.640		1:27.450
998	TBA	10:20:59.689	1:20:59.689	TBA	10:33:29.088	1:33:29.088		12:29.399
55	TBA	10:21:32.587	1:21:32.587	TBA	10:32:15.888	1:32:15.888		10:43.301
62	TBA	10:21:54.075	1:21:54.075	TBA	10:31:55.122	1:31:55.122		10:01.047
119	TBA	10:23:27.081	1:23:27.081	TBA	10:41:27.505	1:41:27.505		18:00.424
8	TBA	10:23:29.589	1:23:29.589	TBA	11:31:45.802	2:31:45.802		1:08:16.213
24	TBA	10:23:42.454	1:23:42.454	TBA	10:42:57.109	1:42:57.109		19:14.655
25	TBA	10:24:05.537	1:24:05.537	TBA	10:35:09.495	1:35:09.495		11:03.958
157	TBA	10:24:17.589	1:24:17.589	TBA	10:40:37.117	1:40:37.117		16:19.528
69	TBA	10:24:49.729	1:24:49.729	TBA	10:33:40.499	1:33:40.499		8:50.770
17	TBA	10:24:55.114	1:24:55.114	TBA	10:32:26.765	1:32:26.765		7:31.651
92	TBA	10:25:04.617	1:25:04.617	TBA	10:43:00.552	1:43:00.552		17:55.935
78	TBA	10:25:05.731	1:25:05.731	TBA	10:32:18.631	1:32:18.631		7:12.900
93	TBA	10:25:12.712	1:25:12.712	TBA	10:31:34.603	1:31:34.603		6:21.891
58	TBA	10:25:20.896	1:25:20.896	TBA	10:37:27.222	1:37:27.222		12:06.326
85	TBA	10:25:27.248	1:25:27.248	TBA	10:33:18.519	1:33:18.519		7:51.271
5	TBA	10:25:37.771	1:25:37.771	TBA	10:33:43.796	1:33:43.796		8:06.025
911	TBA	10:25:46.234	1:25:46.234	TBA	10:35:11.956	1:35:11.956		9:25.722
44	TBA	10:26:41.323	1:26:41.323	TBA	10:30:42.599	1:30:42.599		4:01.276
11	TBA	10:26:50.023	1:26:50.023	TBA	10:31:11.563	1:31:11.563		4:21.540



Official Fanatec GT World Challenge Europe pwr'd by AWS Test

Fanatec GT World Ch. Eu. Pwr'd by AWS

Morning Test Session 3



Pit Stops

Provisional

08 March 2023 09:00:00

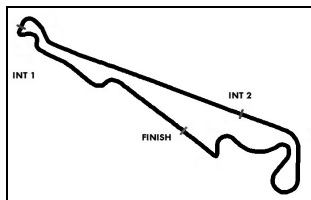
Circuit Paul Ricard, Length: 5771m

Air temperature: 12.51°C

Track temperature: 17.2°C

Weather condition: Dry

Nr	Driver in	Day time in	Time in	Driver out	Day time out	Time out	Reason	Nett Time
30	TBA	10:26:51.353	1:26:51.353	TBA	10:34:01.499	1:34:01.499		7:10.146
57	TBA	10:27:11.151	1:27:11.151	TBA	10:30:44.468	1:30:44.468		3:33.317
26	TBA	10:27:19.938	1:27:19.938	TBA	10:30:15.678	1:30:15.678		2:55.740
46	TBA	10:27:22.195	1:27:22.195	TBA	10:30:36.651	1:30:36.651		3:14.456
63	TBA	10:27:22.885	1:27:22.885	TBA	10:33:34.089	1:33:34.089		6:11.204
19	TBA	10:27:32.400	1:27:32.400	TBA	10:33:13.306	1:33:13.306		5:40.906
2	TBA	10:27:34.724	1:27:34.724	TBA	10:29:55.536	1:29:55.536		2:20.812
90	TBA	10:27:59.991	1:27:59.991	TBA	10:31:49.991	1:31:49.991		3:50.000
777	TBA	10:28:02.559	1:28:02.559	TBA	10:31:45.648	1:31:45.648		3:43.089
28	TBA	10:28:11.232	1:28:11.232	TBA	10:30:51.156	1:30:51.156		2:39.924
35	TBA	10:28:16.722	1:28:16.722	TBA	11:23:57.765	2:23:57.765		55:41.043
81	TBA	10:28:21.067	1:28:21.067	TBA	10:35:23.611	1:35:23.611		7:02.544
99	TBA	10:28:25.276	1:28:25.276	TBA	10:31:19.564	1:31:19.564		2:54.288
34	TBA	10:28:27.048	1:28:27.048	TBA	11:06:17.632	2:06:17.632		37:50.584
188	TBA	10:28:32.216	1:28:32.216	TBA	10:35:13.954	1:35:13.954		6:41.738
38	TBA	10:32:10.077	1:32:10.077					
38	TBA	10:34:22.110	1:34:22.110	TBA	10:49:22.314	1:49:22.314		15:00.204
54	TBA	10:35:37.951	1:35:37.951	TBA	10:43:19.717	1:43:19.717		7:41.766
5	TBA	10:38:09.418	1:38:09.418	TBA	11:28:48.491	2:28:48.491		50:39.073
44	TBA	10:38:18.946	1:38:18.946	TBA	11:43:46.861	2:43:46.861		1:05:27.915
57	TBA	10:40:15.355	1:40:15.355	TBA	10:47:29.122	1:47:29.122		7:13.767
11	TBA	10:40:40.392	1:40:40.392	TBA	10:42:42.784	1:42:42.784		2:02.392
85	TBA	10:40:59.483	1:40:59.483	TBA	10:45:59.549	1:45:59.549		5:00.066
88	TBA	10:41:28.428	1:41:28.428	TBA	10:58:28.273	1:58:28.273		16:59.845
2	TBA	10:41:33.416	1:41:33.416	TBA	11:29:12.771	2:29:12.771		47:39.355
26	TBA	10:41:52.877	1:41:52.877	TBA	11:00:39.757	2:00:39.757		18:46.880
46	TBA	10:41:57.336	1:41:57.336	TBA	10:45:49.961	1:45:49.961		3:52.625
6	TBA	10:42:01.701	1:42:01.701	TBA	11:37:59.939	2:37:59.939		55:58.238
28	TBA	10:42:14.625	1:42:14.625	TBA	10:50:39.920	1:50:39.920		8:25.295
25	TBA	10:42:44.804	1:42:44.804	TBA	10:56:18.144	1:56:18.144		13:33.340
998	TBA	10:42:57.488	1:42:57.488	TBA	11:37:28.492	2:37:28.492		54:31.004
40	TBA	10:43:07.342	1:43:07.342	TBA	10:49:13.703	1:49:13.703		6:06.361
30	TBA	10:43:31.367	1:43:31.367	TBA	10:46:01.819	1:46:01.819		2:30.452
17	TBA	10:43:43.955	1:43:43.955	TBA	10:56:57.853	1:56:57.853		13:13.898
99	TBA	10:45:02.071	1:45:02.071	TBA	11:23:14.007	2:23:14.007		38:11.936
777	TBA	10:45:08.400	1:45:08.400	TBA	10:49:40.301	1:49:40.301		4:31.901
90	TBA	10:45:27.280	1:45:27.280	TBA	11:52:57.254	2:52:57.254		1:07:29.974
62	TBA	10:45:30.596	1:45:30.596	TBA	11:44:30.589	2:44:30.589		58:59.993
55	TBA	10:45:37.983	1:45:37.983	TBA	11:25:00.696	2:25:00.696		39:22.713
52	TBA	10:48:31.032	1:48:31.032					
93	TBA	10:48:56.151	1:48:56.151	TBA	10:55:01.220	1:55:01.220		6:05.069
63	TBA	10:48:57.313	1:48:57.313	TBA	10:58:40.020	1:58:40.020		9:42.707
96	TBA	10:50:10.566	1:50:10.566	TBA	11:46:13.241	2:46:13.241		56:02.675



Pit Stops

Provisional

08 March 2023 09:00:00

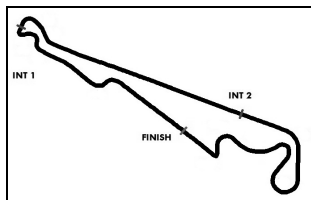
Circuit Paul Ricard, Length: 5771m

Air temperature: 12.51°C

Track temperature: 17.2°C

Weather condition: Dry

Nr	Driver in	Day time in	Time in	Driver out	Day time out	Time out	Reason	Nett Time
11	TBA	10:50:13.343	1:50:13.343	TBA	10:52:03.900	1:52:03.900		1:50.557
911	TBA	10:50:24.351	1:50:24.351	TBA	11:01:22.188	2:01:22.188		10:57.837
81	TBA	10:50:46.974	1:50:46.974	TBA	10:52:45.437	1:52:45.437		1:58.463
58	TBA	10:50:53.313	1:50:53.313	TBA	11:45:20.636	2:45:20.636		54:27.323
38	TBA	10:51:16.595	1:51:16.595					
157	TBA	10:51:53.018	1:51:53.018	TBA	11:01:58.092	2:01:58.092		10:05.074
24	TBA	10:51:59.676	1:51:59.676	TBA	10:55:55.687	1:55:55.687		3:56.011
18	TBA	10:52:03.856	1:52:03.856	TBA	10:56:47.141	1:56:47.141		4:43.285
78	TBA	10:52:05.313	1:52:05.313	TBA	10:55:20.336	1:55:20.336		3:15.023
54	TBA	10:52:53.857	1:52:53.857	TBA	11:31:21.847	2:31:21.847		38:27.990
188	TBA	10:54:32.311	1:54:32.311	TBA	10:56:33.694	1:56:33.694		2:01.383
69	TBA	10:54:46.723	1:54:46.723	TBA	11:32:45.086	2:32:45.086		37:58.363
57	TBA	10:54:55.384	1:54:55.384	TBA	11:24:35.420	2:24:35.420		29:40.036
119	TBA	10:55:00.229	1:55:00.229	TBA	11:01:30.807	2:01:30.807		6:30.578
46	TBA	10:55:13.260	1:55:13.260	TBA	11:25:02.910	2:25:02.910		29:49.650
888	TBA	10:55:55.735	1:55:55.735	TBA	11:26:22.786	2:26:22.786		30:27.051
79	TBA	10:58:12.494	1:58:12.494	TBA	11:04:23.466	2:04:23.466		6:10.972
19	TBA	10:58:26.442	1:58:26.442	TBA	11:23:33.458	2:23:33.458		25:07.016
92	TBA	10:58:37.812	1:58:37.812	TBA	11:29:56.722	2:29:56.722		31:18.910
85	TBA	10:59:28.910	1:59:28.910	TBA	11:05:57.091	2:05:57.091		6:28.181
777	TBA	11:03:03.948	2:03:03.948	TBA	11:06:02.364	2:06:02.364		2:58.416
30	TBA	11:03:16.446	2:03:16.446	TBA	11:26:05.708	2:26:05.708		22:49.262
28	TBA	11:04:17.070	2:04:17.070	TBA	11:25:39.691	2:25:39.691		21:22.621
40	TBA	11:04:26.787	2:04:26.787	TBA	11:10:01.581	2:10:01.581		5:34.794
17	TBA	11:04:34.470	2:04:34.470	TBA	11:06:50.046	2:06:50.046		2:15.576
51	TBA	11:05:05.242	2:05:05.242	TBA	11:08:33.646	2:08:33.646		3:28.404
11	TBA	11:05:20.065	2:05:20.065	TBA	11:08:55.018	2:08:55.018		3:34.953
14	TBA	11:05:32.311	2:05:32.311	TBA	11:32:34.006	2:32:34.006		27:01.695
81	TBA	11:06:06.728	2:06:06.728	TBA	11:25:23.664	2:25:23.664		19:16.936
25	TBA	11:06:49.357	2:06:49.357	TBA	11:24:27.517	2:24:27.517		17:38.160
83	TBA	11:06:51.823	2:06:51.823	TBA	11:30:08.307	2:30:08.307		23:16.484
18	TBA	11:07:00.284	2:07:00.284	TBA	12:12:15.938	3:12:15.938		1:05:15.654
88	TBA	11:09:51.609	2:09:51.609	TBA	11:31:03.957	2:31:03.957		21:12.348
87	TBA	11:09:55.254	2:09:55.254	TBA	11:26:51.663	2:26:51.663		16:56.409
93	TBA	11:10:26.558	2:10:26.558	TBA	11:30:56.089	2:30:56.089		20:29.531
911	TBA	11:11:04.339	2:11:04.339	TBA	11:25:33.035	2:25:33.035		14:28.696
78	TBA	11:11:17.004	2:11:17.004	TBA	11:25:07.155	2:25:07.155		13:50.151
119	TBA	11:11:23.369	2:11:23.369	TBA	11:27:20.558	2:27:20.558		15:57.189
24	TBA	11:12:15.722	2:12:15.722	TBA	11:25:28.497	2:25:28.497		13:12.775
157	TBA	11:12:37.551	2:12:37.551	TBA	11:30:24.841	2:30:24.841		17:47.290
85	TBA	11:12:43.793	2:12:43.793	TBA	11:23:53.047	2:23:53.047		11:09.254
777	TBA	11:13:17.870	2:13:17.870	TBA	11:30:33.702	2:30:33.702		17:15.832
40	TBA	11:13:23.403	2:13:23.403	TBA	11:23:16.919	2:23:16.919		9:53.516



Pit Stops

Provisional

08 March 2023 09:00:00

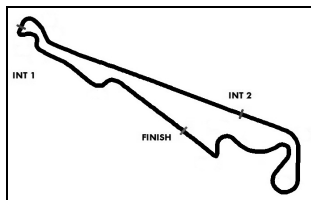
Circuit Paul Ricard, Length: 5771m

Air temperature: 12.51°C

Track temperature: 17.2°C

Weather condition: Dry

Nr	Driver in	Day time in	Time in	Driver out	Day time out	Time out	Reason	Nett Time
34	TBA	11:13:36.641	2:13:36.641	TBA	11:24:47.974	2:24:47.974		11:11.333
79	TBA	11:13:38.635	2:13:38.635	TBA	11:23:23.798	2:23:23.798		9:45.163
52	TBA	11:13:42.487	2:13:42.487	TBA	11:23:41.933	2:23:41.933		9:59.446
63	TBA	11:13:50.628	2:13:50.628	TBA	11:23:19.081	2:23:19.081		9:28.453
26	TBA	11:14:01.683	2:14:01.683	TBA	11:24:53.978	2:24:53.978		10:52.295
188	TBA	11:14:05.983	2:14:05.983	TBA	11:25:18.713	2:25:18.713		11:12.730
51	TBA	11:14:12.873	2:14:12.873	TBA	11:25:57.720	2:25:57.720		11:44.847
17	TBA	11:14:37.533	2:14:37.533	TBA	11:24:00.112	2:24:00.112		9:22.579
11	TBA	11:15:02.246	2:15:02.246	TBA	11:26:10.260	2:26:10.260		11:08.014
888	TBA	11:28:16.326	2:28:16.326	TBA	12:15:54.757	3:15:54.757		47:38.431
81	TBA	11:29:15.513	2:29:15.513	TBA	11:33:16.607	2:33:16.607		4:01.094
28	TBA	11:31:32.261	2:31:32.261	TBA	11:35:11.164	2:35:11.164		3:38.903
188	TBA	11:32:51.658	2:32:51.658	TBA	11:34:55.033	2:34:55.033		2:03.375
79	TBA	11:33:08.949	2:33:08.949	TBA	11:37:31.168	2:37:31.168		4:22.219
19	TBA	11:33:14.282	2:33:14.282	TBA	11:40:13.300	2:40:13.300		6:59.018
52	TBA	11:33:17.946	2:33:17.946	TBA	11:40:43.167	2:40:43.167		7:25.221
85	TBA	11:33:23.629	2:33:23.629	TBA	11:52:38.494	2:52:38.494		19:14.865
34	TBA	11:34:19.030	2:34:19.030	TBA	11:46:01.073	2:46:01.073		11:42.043
55	TBA	11:34:35.575	2:34:35.575	TBA	11:37:44.737	2:37:44.737		3:09.162
40	TBA	11:34:40.095	2:34:40.095	TBA	11:36:20.053	2:36:20.053		1:39.958
69	TBA	11:34:56.373	2:34:56.373	TBA	11:57:22.733	2:57:22.733		22:26.360
81	TBA	11:35:12.312	2:35:12.312	TBA	11:49:50.759	2:49:50.759		14:38.447
25	TBA	11:35:43.937	2:35:43.937	TBA	11:43:28.418	2:43:28.418		7:44.481
10	TBA	11:35:55.329	2:35:55.329	TBA	11:38:05.901	2:38:05.901		2:10.572
26	TBA	11:36:31.078	2:36:31.078	TBA	11:40:16.697	2:40:16.697		3:45.619
46	TBA	11:36:34.174	2:36:34.174	TBA	11:39:24.146	2:39:24.146		2:49.972
78	TBA	11:36:58.100	2:36:58.100	TBA	11:40:03.183	2:40:03.183		3:05.083
30	TBA	11:37:35.260	2:37:35.260	TBA	11:43:49.156	2:43:49.156		6:13.896
157	TBA	11:38:01.341	2:38:01.341	TBA	12:33:50.016	3:33:50.016		55:48.675
87	TBA	11:38:22.817	2:38:22.817	TBA	11:40:32.300	2:40:32.300		2:09.483
119	TBA	11:38:46.770	2:38:46.770	TBA	11:52:35.916	2:52:35.916		13:49.146
24	TBA	11:39:06.176	2:39:06.176	TBA	11:44:29.030	2:44:29.030		5:22.854
17	TBA	11:39:18.587	2:39:18.587	TBA	11:41:47.205	2:41:47.205		2:28.618
11	TBA	11:39:39.697	2:39:39.697	TBA	11:48:04.221	2:48:04.221		8:24.524
8	TBA	11:41:19.442	2:41:19.442	TBA	11:44:48.615	2:44:48.615		3:29.173
51	TBA	11:41:22.637	2:41:22.637	TBA	11:56:26.368	2:56:26.368		15:03.731
10	TBA	11:41:55.839	2:41:55.839	TBA	12:27:36.437	3:27:36.437		45:40.598
777	TBA	11:41:58.480	2:41:58.480	TBA	11:45:34.909	2:45:34.909		3:36.429
911	TBA	11:43:01.699	2:43:01.699	TBA	11:47:59.689	2:47:59.689		4:57.990
92	TBA	11:43:18.574	2:43:18.574	TBA	11:53:15.918	2:53:15.918		9:57.344
83	TBA	11:43:46.907	2:43:46.907	TBA	11:57:34.079	2:57:34.079		13:47.172
2	TBA	11:44:52.046	2:44:52.046	TBA	11:49:43.825	2:49:43.825		4:51.779



Official Fanatec GT World Challenge Europe pwr'd by AWS Test

Fanatec GT World Ch. Eu. Pwr'd by AWS

Morning Test Session 3



Pit Stops

Provisional

08 March 2023 09:00:00

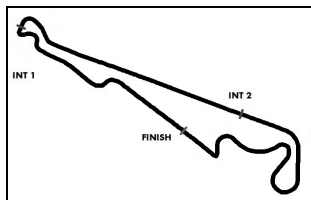
Circuit Paul Ricard, Length: 5771m

Air temperature: 12.51°C

Track temperature: 17.2°C

Weather condition: Dry

Nr	Driver in	Day time in	Time in	Driver out	Day time out	Time out	Reason	Nett Time
99	TBA	11:45:15.637	2:45:15.637	TBA	11:49:33.159	2:49:33.159		4:17.522
6	TBA	11:45:41.958	2:45:41.958	TBA	11:47:27.486	2:47:27.486		1:45.528
5	TBA	11:46:03.164	2:46:03.164	TBA	11:48:19.684	2:48:19.684		2:16.520
14	TBA	11:46:04.588	2:46:04.588	TBA	12:19:56.109	3:19:56.109		33:51.521
88	TBA	11:46:17.229	2:46:17.229	TBA	11:48:37.052	2:48:37.052		2:19.823
28	TBA	11:46:30.448	2:46:30.448	TBA	11:55:48.057	2:55:48.057		9:17.609
998	TBA	11:46:56.640	2:46:56.640	TBA	11:54:28.638	2:54:28.638		7:31.998
79	TBA	11:47:01.276	2:47:01.276					
54	TBA	11:48:49.367	2:48:49.367	TBA	11:54:36.098	2:54:36.098		5:46.731
57	TBA	11:49:25.934	2:49:25.934	TBA	12:03:07.823	3:03:07.823		13:41.889
40	TBA	11:49:39.309	2:49:39.309	TBA	11:53:42.347	2:53:42.347		4:03.038
87	TBA	11:49:57.205	2:49:57.205	TBA	11:54:30.842	2:54:30.842		4:33.637
6	TBA	11:51:20.109	2:51:20.109	TBA	12:10:15.827	3:10:15.827		18:55.718
26	TBA	11:51:53.938	2:51:53.938	TBA	11:56:51.134	2:56:51.134		4:57.196
96	TBA	11:52:31.232	2:52:31.232	TBA	12:04:11.781	3:04:11.781		11:40.549
46	TBA	11:52:43.763	2:52:43.763	TBA	11:56:01.989	2:56:01.989		3:18.226
25	TBA	11:52:55.649	2:52:55.649	TBA	11:56:18.820	2:56:18.820		3:23.171
34	TBA	11:53:44.755	2:53:44.755	TBA	12:15:15.500	3:15:15.500		21:30.745
19	TBA	11:53:46.072	2:53:46.072	TBA	11:55:28.719	2:55:28.719		1:42.647
78	TBA	11:54:02.113	2:54:02.113	TBA	11:56:58.008	2:56:58.008		2:55.895
62	TBA	11:54:12.351	2:54:12.351	TBA	11:57:17.224	2:57:17.224		3:04.873
777	TBA	11:55:05.723	2:55:05.723	TBA	12:00:05.045	3:00:05.045		4:59.322
17	TBA	11:55:06.519	2:55:06.519	TBA	11:56:56.206	2:56:56.206		1:49.687
55	TBA	11:55:15.121	2:55:15.121	TBA	12:00:06.634	3:00:06.634		4:51.513
44	TBA	11:55:18.920	2:55:18.920	TBA	11:58:13.621	2:58:13.621		2:54.701
52	TBA	11:56:05.223	2:56:05.223	TBA	11:57:35.843	2:57:35.843		1:30.620
188	TBA	11:56:09.414	2:56:09.414	TBA	12:04:37.390	3:04:37.390		8:27.976
5	TBA	11:57:52.981	2:57:52.981	TBA	12:07:39.616	3:07:39.616		9:46.635
11	TBA	11:59:40.860	2:59:40.860	TBA	12:05:07.450	3:05:07.450		5:26.590
24	TBA	12:00:18.674	3:00:18.674	TBA	12:10:24.228	3:10:24.228		10:05.554
78	TBA	12:00:51.563	3:00:51.563	TBA	12:03:48.033	3:03:48.033		2:56.470
62	TBA	12:01:05.906	3:01:05.906	TBA	12:20:12.415	3:20:12.415		19:06.509
81	TBA	12:01:20.710	3:01:20.710	TBA	12:04:45.190	3:04:45.190		3:24.480
46	TBA	12:01:39.555	3:01:39.555	TBA	12:08:50.947	3:08:50.947		7:11.392
99	TBA	12:01:48.353	3:01:48.353	TBA	12:08:05.591	3:08:05.591		6:17.238
911	TBA	12:03:28.699	3:03:28.699	TBA	12:05:51.909	3:05:51.909		2:23.210
88	TBA	12:03:53.627	3:03:53.627	TBA	12:06:48.678	3:06:48.678		2:55.051
998	TBA	12:03:55.642	3:03:55.642	TBA	12:12:22.709	3:12:22.709		8:27.067
87	TBA	12:03:56.750	3:03:56.750					
8	TBA	12:04:31.260	3:04:31.260	TBA	12:21:35.684	3:21:35.684		17:04.424
40	TBA	12:05:11.223	3:05:11.223	TBA	12:25:43.325	3:25:43.325		20:32.102
69	TBA	12:05:17.260	3:05:17.260	TBA	12:18:24.161	3:18:24.161		13:06.901
63	TBA	12:06:02.775	3:06:02.775	TBA	12:12:24.192	3:12:24.192		6:21.417



Pit Stops

Provisional

08 March 2023 09:00:00

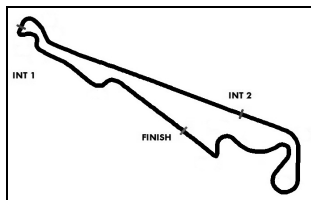
Circuit Paul Ricard, Length: 5771m

Air temperature: 12.51°C

Track temperature: 17.2°C

Weather condition: Dry

Nr	Driver in	Day time in	Time in	Driver out	Day time out	Time out	Reason	Nett Time
17	TBA	12:06:32.472	3:06:32.472					
92	TBA	12:06:38.381	3:06:38.381	TBA	12:16:36.844	3:16:36.844		9:58.463
19	TBA	12:07:09.221	3:07:09.221	TBA	12:19:58.910	3:19:58.910		12:49.689
30	TBA	12:07:12.285	3:07:12.285	TBA	12:14:36.572	3:14:36.572		7:24.287
2	TBA	12:07:21.171	3:07:21.171	TBA	12:10:12.415	3:10:12.415		2:51.244
93	TBA	12:08:07.077	3:08:07.077					
90	TBA	12:08:19.746	3:08:19.746	TBA	12:16:09.282	3:16:09.282		7:49.536
188	TBA	12:08:23.152	3:08:23.152	TBA	12:17:08.329	3:17:08.329		8:45.177
26	TBA	12:08:26.443	3:08:26.443	TBA	12:18:37.797	3:18:37.797		10:11.354
25	TBA	12:09:42.180	3:09:42.180	TBA	12:11:36.249	3:11:36.249		1:54.069
119	TBA	12:10:17.446	3:10:17.446	TBA	12:12:28.992	3:12:28.992		2:11.546
54	TBA	12:10:22.916	3:10:22.916	TBA	12:16:39.910	3:16:39.910		6:16.994
51	TBA	12:10:27.305	3:10:27.305	TBA	12:16:26.873	3:16:26.873		5:59.568
46	TBA	12:10:41.689	3:10:41.689	TBA	12:15:01.274	3:15:01.274		4:19.585
777	TBA	12:11:32.030	3:11:32.030	TBA	12:16:03.040	3:16:03.040		4:31.010
55	TBA	12:11:53.057	3:11:53.057	TBA	12:20:22.857	3:20:22.857		8:29.800
96	TBA	12:11:54.669	3:11:54.669	TBA	12:21:50.492	3:21:50.492		9:55.823
28	TBA	12:13:01.520	3:13:01.520	TBA	12:18:40.287	3:18:40.287		5:38.767
52	TBA	12:13:09.320	3:13:09.320					
11	TBA	12:14:39.205	3:14:39.205	TBA	12:16:41.166	3:16:41.166		2:01.961
83	TBA	12:15:09.904	3:15:09.904	TBA	12:20:45.857	3:20:45.857		5:35.953
44	TBA	12:16:05.789	3:16:05.789	TBA	12:20:17.448	3:20:17.448		4:11.659
78	TBA	12:17:27.442	3:17:27.442	TBA	12:20:08.226	3:20:08.226		2:40.784
88	TBA	12:18:17.654	3:18:17.654					
24	TBA	12:18:24.622	3:18:24.622					
5	TBA	12:19:08.048	3:19:08.048	TBA	12:21:20.189	3:21:20.189		2:12.141
911	TBA	12:19:25.821	3:19:25.821	TBA	12:22:41.417	3:22:41.417		3:15.596
81	TBA	12:21:13.880	3:21:13.880					
2	TBA	12:21:46.894	3:21:46.894	TBA	12:23:23.198	3:23:23.198		1:36.304
998	TBA	12:21:52.059	3:21:52.059	TBA	12:30:29.853	3:30:29.853		8:37.794
6	TBA	12:21:59.188	3:21:59.188	TBA	12:33:09.762	3:33:09.762		11:10.574
69	TBA	12:22:20.332	3:22:20.332	TBA	12:38:56.197	3:38:56.197		16:35.865
83	TBA	12:22:40.328	3:22:40.328	TBA	12:24:22.652	3:24:22.652		1:42.324
46	TBA	12:22:41.934	3:22:41.934	TBA	12:31:13.926	3:31:13.926		8:31.992
25	TBA	12:22:57.589	3:22:57.589	TBA	12:25:22.578	3:25:22.578		2:24.989
34	TBA	12:24:55.810	3:24:55.810	TBA	12:33:19.303	3:33:19.303		8:23.493
99	TBA	12:25:27.285	3:25:27.285	TBA	12:26:51.777	3:26:51.777		1:24.492
888	TBA	12:25:31.758	3:25:31.758	TBA	12:27:28.390	3:27:28.390		1:56.632
63	TBA	12:25:56.207	3:25:56.207					
119	TBA	12:26:08.270	3:26:08.270	TBA	12:35:18.462	3:35:18.462		9:10.192
11	TBA	12:26:28.428	3:26:28.428	TBA	12:33:21.861	3:33:21.861		6:53.433
19	TBA	12:27:51.756	3:27:51.756	TBA	12:41:19.620	3:41:19.620		13:27.864
30	TBA	12:28:01.353	3:28:01.353	TBA	12:30:54.142	3:30:54.142		2:52.789



Pit Stops

Provisional

08 March 2023 09:00:00

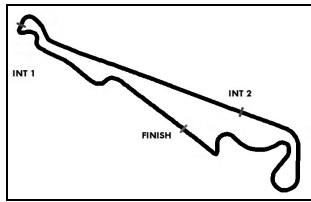
Circuit Paul Ricard, Length: 5771m

Air temperature: 12.51°C

Track temperature: 17.2°C

Weather condition: Dry

Nr	Driver in	Day time in	Time in	Driver out	Day time out	Time out	Reason	Nett Time
35	TBA	12:28:08.279	3:28:08.279					
92	TBA	12:28:11.442	3:28:11.442					
18	TBA	12:28:28.849	3:28:28.849	TBA	12:32:47.107	3:32:47.107		4:18.258
188	TBA	12:28:43.823	3:28:43.823					
62	TBA	12:31:52.207	3:31:52.207	TBA	12:39:31.594	3:39:31.594		7:39.387
55	TBA	12:32:12.245	3:32:12.245					
26	TBA	12:32:13.787	3:32:13.787	TBA	12:38:00.321	3:38:00.321		5:46.534
96	TBA	12:33:28.419	3:33:28.419	TBA	12:38:34.732	3:38:34.732		5:06.313
14	TBA	12:33:41.615	3:33:41.615	TBA	12:44:06.303	3:44:06.303		10:24.688
911	TBA	12:34:21.570	3:34:21.570	TBA	12:37:51.307	3:37:51.307		3:29.737
28	TBA	12:34:26.931	3:34:26.931					
5	TBA	12:34:35.916	3:34:35.916	TBA	12:37:02.799	3:37:02.799		2:26.883
2	TBA	12:34:56.847	3:34:56.847	TBA	12:37:37.652	3:37:37.652		2:40.805
888	TBA	12:35:11.741	3:35:11.741	TBA	12:41:00.624	3:41:00.624		5:48.883
25	TBA	12:36:45.495	3:36:45.495	TBA	12:43:20.749	3:43:20.749		6:35.254
40	TBA	12:37:09.157	3:37:09.157					
10	TBA	12:37:13.880	3:37:13.880	TBA	12:41:40.597	3:41:40.597		4:26.717
8	TBA	12:37:26.091	3:37:26.091	TBA	12:41:23.145	3:41:23.145		3:57.054
54	TBA	12:38:15.848	3:38:15.848					
90	TBA	12:39:21.122	3:39:21.122	TBA	12:41:13.494	3:41:13.494		1:52.372
157	TBA	12:39:37.999	3:39:37.999					
57	TBA	12:39:50.478	3:39:50.478					
78	TBA	12:40:07.645	3:40:07.645					
998	TBA	12:40:08.374	3:40:08.374					
44	TBA	12:40:25.410	3:40:25.410					
46	TBA	12:40:50.168	3:40:50.168	TBA	12:44:03.278	3:44:03.278		3:13.110
99	TBA	12:42:08.193	3:42:08.193					
30	TBA	12:42:20.863	3:42:20.863					
6	TBA	12:42:44.222	3:42:44.222					
888	TBA	12:42:52.951	3:42:52.951					
11	TBA	12:42:55.253	3:42:55.253					
34	TBA	12:42:58.401	3:42:58.401					
96	TBA	12:44:17.249	3:44:17.249					
119	TBA	12:46:57.744	3:46:57.744					
911	TBA	12:47:25.631	3:47:25.631					
83	TBA	12:48:29.200	3:48:29.200					
5	TBA	12:48:41.126	3:48:41.126					
58	TBA	12:48:42.372	3:48:42.372					
777	TBA	12:48:53.957	3:48:53.957					
69	TBA	12:48:57.115	3:48:57.115					
90	TBA	12:49:56.809	3:49:56.809					
19	TBA	12:50:10.257	3:50:10.257					
25	TBA	12:50:17.075	3:50:17.075					
8	TBA	12:50:24.565	3:50:24.565					
51	TBA	12:50:44.542	3:50:44.542					
85	TBA	12:50:45.876	3:50:45.876					



Official Fanatec GT World Challenge Europe pwr'd by AWS Test

Fanatec GT World Ch. Eu. Pwr'd by AWS

Morning Test Session 3



Pit Stops

Provisional

08 March 2023 09:00:00

Circuit Paul Ricard, Length: 5771m

Air temperature: 12.51°C

Track temperature: 17.2°C

Weather condition: Dry

Nr	Driver in	Day time in	Time in	Driver out	Day time out	Time out	Reason	Nett Time
2	TBA	12:50:48.576	3:50:48.576					
10	TBA	12:50:52.601	3:50:52.601					
62	TBA	12:50:57.933	3:50:57.933					
26	TBA	12:51:27.772	3:51:27.772					
46	TBA	12:51:41.278	3:51:41.278					
14	TBA	12:51:47.627	3:51:47.627					